


Water  
Essence  
Catalogue

ITALBOX®



*tabela de preços  
price list  
tarif*

**ITALBOX®**

**Water  
Essence  
Catalogue**


*tabela de preços  
price list  
tarif*



Na Italbox, desenvolvemos produtos e soluções para banho e duche que respondem às exigências e competitividade do mercado global, mas é da heterogeneidade que a sua identidade deve sobressair.

Pautamo-nos por atender às suas necessidades, com serviços personalizados e soluções à medida para cabines de duche, resguardos de banheira, painéis, acabamentos, mobiliário e espelhos.

Elaboramos projetos de design em 3D e esboços em coordenação com uma equipa de arquitetos e engenheiros qualificados. Acompanhamos as obras e procedemos à retificação de dimensões. Para nós o particular também é essencial.



At Italbox, we develop products and solutions for bath and shower to respond to the demands and competitiveness of the global market, but it is from heterogeneity that our identity stands out.

Our aim is to meet your needs, with personalized services and tailor-made solutions for shower cabins, bath screens, panels, finishes, furniture and mirrors.

Our 3D design and sketches are developed, in coordination with a team of qualified architects and engineers, monitoring the works and proceed with the rectification of dimensions. For us, details are essential.

Chez Italbox, nous développons des produits et des solutions pour le bain et la douche qui répondent aux exigences et à la compétitivité du marché mondial. Mais c'est l'hétérogénéité dont se démarque son identité.

Nous sommes orientés pour répondre à vos besoins, avec des services personnalisés et des solutions sur mesure pour les cabines de douche, les parois de salle de bain, les panneaux, les finitions, les balcons, les protections et les séparations de zones.

Nous préparons des projets et concevons des croquis en 3D, en coordination avec une équipe d'architectes et d'ingénieurs qualifiés, nous supervisons les travaux et procédons à la rectification des dimensions. Pour nous, le détail est essentiel.

**ITALBOX**

# Personalização

Personalization  
Personnalisation



Podemos adaptar as dimensões, alterar as cores de muitos dos nossos modelos ou trabalhar consigo em algo completamente novo. Utilizamos os mais sofisticados equipamentos e os melhores materiais pensados para clientes ambiciosos, transformando sonhos em produtos reais, estudando a solução perfeita para satisfazer as suas necessidades.

Ouvir - Aconselhar - Entregar.  
É assim que se concretizam as nossas cabines estandardizadas ou à medida, com a experiência e o toque distintivo da Italbox, onde o serviço é a chave do bespoke e da personalização.

We can adjust dimensions, change colours of existing models, or work with you to develop something completely new. We use the most sophisticated equipment and the finest materials, designed for ambitious customers, turning dreams into an actual product by studying the perfect solution to satisfy their needs.

Listen - Consult - Deliver.  
This is how custom-made shower enclosures are produced, with the experience and distinctive touch of Italbox, where service is the key of bespoke and personalization.




Ouvir  
Aconselhar  
Entregar

Listen  
Consult  
Deliver

Écouter  
Conseiller  
Livrer

ITALBOX



Nous pouvons adapter les dimensions, changer les couleurs de plusieurs de nos modèles ou travailler avec vous dans quelque chose de complètement nouveau. Nous utilisons les équipements les plus sophistiqués et les meilleurs matériaux conçus pour des clients ambitieux, et nous transformons les rêves en produits réels, nous étudions la solution parfaite pour satisfaire vos besoins.

Écouter - Conseiller - Livrer.  
C'est ainsi que sont fabriqués nos parois de douche sur mesure, avec l'expérience et la touche distinctive d'Italbox, où le service est la clé du sur-mesure et de la personnalisation.

Personalização  
Personalization  
Personnalisation



Saccharum – Savoy Signature (Madeira)



Savoy Palace – Savoy Signature (Madeira)



Dom João II Residence - Grupo JMSA

NEXT – Savoy Signature (Madeira)



Hotel Azoris – Açores



# Anti-calcário

## Anti-calcaire Coating

O tratamento Anti-Calcário da ITALBOX é um tratamento com base na nanotecnologia da Marca DFI – Diamon Fusion International, que apresenta a garantia de manterem uma repelência de água superior à do vidro não tratado.

ITALBOX coating treatment is based on nanotechnology from the DFI brand – Diamon Fusion International, which is guaranteed to maintain water repellency superior to that of untreated glass.

Le traitement anticalcaire d'ITALBOX est basé sur la nanotechnologie de la marque DFI – Diamon Fusion International. Ce traitement permettra que le verre soit plus déperlant à celle du verre non traité.

Principais vantagens:

- Vidros mais brilhantes e com melhor aspecto superficial;
- Repele a água e a sujidade, facilitando em muito a limpeza do resguardo;
- Baixos custos de manutenção, pois poupa trabalho, tempo e energia;
- Maior resistência a riscos e impactos, com redução da probabilidade de quebra;
- Maior resistência a fungos e bactérias, ajudando a proteger a Saúde e o Ambiente;
- Não é tóxico;
- Durabilidade mínima de 3 anos e máximo de 15 anos, dependendo da dureza da água da sua habitação.



✓ DFI - 7000



✗ DFI - 7000



Main advantages:

- Brighter glasses with a better surface appearance.
- Repels water and dirt, making much easier to clean the glass.
- Low maintenance costs, it saves time, energy, and work.
- Greater resistance to scratches and impacts, reducing the probability of breaking.
- Greater resistance to fungi and bacteria.
- the treatment is Not toxic.
- Minimum durability of 3 years and maximum of 15 years, depending on the hardness of the water in your home.

Principaux avantages :

- Des verres plus brillants avec un meilleur aspect de surface.
- Repousse l'eau et la saleté, facilitant ainsi le nettoyage du verre.
- Il permet d'économiser du temps, de l'énergie et du travail.
- Une plus grande résistance aux rayures et aux chocs, réduisant la probabilité de casse.
- Plus grande résistance aux bactéries.
- le traitement n'est pas toxique ;
- Durabilité minimum de 3 ans et maximum de 15 ans, selon la composition de l'eau de votre habitation concernant le niveau de calcaire existant.

## 14 resguardos de duche

*shower enclosures · parois de douche*

- 14 Portas de correr · Sliding doors · Portes coulissantes
- 56 Portas de abrir · Opening doors · Portes Battentes
- 104 Fixo · Fixed · Panneaux fixes

## 118 resguardos de banheira

*bathtub screens · pare-baignoires*

- 118 Portas de correr · Sliding doors · Portes coulissantes
- 130 Portas de abrir · Opening doors · Portes Battentes
- 144 Fixo · Fixed · Panneaux fixes

## 148 soluções

*solutions · solutions*

## 154 bases de duche

*shower trays · receveurs de douche*

## 164 complementos

*complements · suppléments*

## 178 informação técnica


*technical information · informations techniques*

*índice de produto*  
*product index*  
*indice de produit*

Ana	<b>96</b>	Elisabete Base	<b>50</b>	Manuela	<b>100</b>
Acrilica Extraplana	<b>162</b>	Filipa	<b>44</b>	Mara Dupla	<b>136</b>
ARQ90	<b>74</b>	Frame Fixo	<b>106</b>	Mara Simples	<b>138</b>
ARQ100	<b>76</b>	Frame HP600	<b>108</b>	Maria	<b>94</b>
ARQ150	<b>78</b>	Frame Fixo Plus	<b>110</b>	Milenio Banheira	<b>126</b>
ARQ220	<b>132</b>	Frame PV90	<b>62</b>	Milenio Base	<b>54</b>
ARQ600	<b>112</b>	Frame 90	<b>58</b>	Monica	<b>140</b>
ARQ620	<b>146</b>	Frame 100	<b>60</b>	PR100	<b>84</b>
ARQ630	<b>142</b>	Frame 200	<b>64</b>	PR150	<b>86</b>
ARQ920	<b>80</b>	Frame 100 Plus	<b>68</b>	PR200	<b>88</b>
ARQ950	<b>82</b>	Frame 200 Plus	<b>66</b>	PR690	<b>114</b>
Bateria	<b>152</b>	IT100	<b>32</b>	PR720	<b>38</b>
Carolina	<b>52</b>	IT120	<b>34</b>	PR730	<b>40</b>
DS100	<b>16</b>	IT123	<b>30</b>	Rafaelo	<b>48</b>
DS110	<b>18</b>	IT130	<b>36</b>	Reform	<b>150</b>
DS100 Plus	<b>20</b>	IT200	<b>120</b>	Rita	<b>46</b>
E100	<b>24</b>	IT230	<b>122</b>	SB90	<b>22</b>
E120	<b>26</b>	IT300	<b>90</b>	Silvia	<b>92</b>
E130	<b>28</b>	IT360	<b>134</b>	Stoneshale	<b>158</b>
E300	<b>72</b>	IT600	<b>116</b>	Stoneshale Plus	<b>160</b>
E920	<b>70</b>	Madalena	<b>98</b>	Stoneshale Minimal	<b>156</b>
Elisabete Banheira	<b>124</b>	Mafalda	<b>102</b>	Teresa Banheira	<b>128</b>
				Teresa Base	<b>42</b>



**ITALBOX®**



## **resguardos de duche**

*shower enclosures  
parois de douche*

## **portas de correr**

*sliding doors  
portes coulissantes*

# DS100



## PERFIS · PROFILE · PROFIL

Dimensões Standard (C)  
Standard Dimensions (C)  
Dimensions Standard (C)

Branco  
White  
Blanc

Cromado  
Chromed  
Chromed

Preto  
Black  
Noir

### VIDRO · GLASS · VERRE

Transparente  
Transparent  
Transparent

Foscagem Jacto Areia  
Sandblasting  
Sablage  
Novaglass Opaque

Transparente  
Transparent  
Transparent

Foscagem Jacto Areia  
Sandblasting  
Sablage  
Novaglass Opaque

Transparente  
Transparent  
Transparent

Foscagem Jacto Areia  
Sandblasting  
Sablage  
Novaglass Opaque

121-140  
141-160  
161-180  
181-200

### LATERAL · SIDE · LATERAL

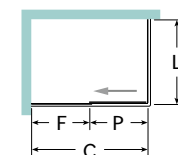
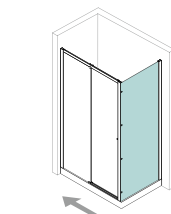
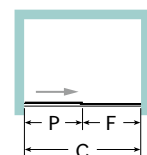
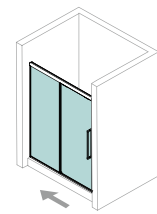
70-80  
81-91

### NOTAS · NOTES · NOTES

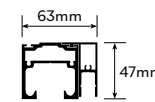
Accessórios em latão cromado, branco ou preto.  
Vidro temperado de 8mm.  
Perfis em alumínio cromado, branco ou preto.  
Altura standard do vidro 2000mm.  
Dimensões não standard sob consulta.  
Definir medidas exatas na encomenda.  
Apoio à retificação pag.186 posição 1

Accessories in brass chromed, white or black.  
8mm tempered glass.  
Aluminium profiles chromed, white or black.  
Glass standard height: 2000mm.  
Non standard dimensions : on request  
Specify exactly dimensions on the order.  
Rectification support, page 186 position 1.

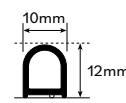
Accessoires en laiton chromé, blanc ou noir.  
Verre trempé de 8mm.  
Profils en aluminium chrome, blanc ou noir.  
Hauteur Standard : 2000mm.  
Dimension non standard - Sur Demande / Devis.  
Spécifier les mesures exactes lors de la commande  
Aide à la prise de mesures - pag 186 - position 1.



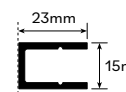
LATERAL · SIDE · LATERAL



perfil  
profile  
profil



perfil de chão  
floor profile  
profil de sol



perfil de parede  
wall profile  
profil mural

### ACABAMENTOS · FINISHINGS · FINITIONS

#### VIDRO GLASS VIDRO



Transparente  
Transparent  
Transparent



Novaglass  
Opaque



Serigrafado  
Silk-screened  
Sérigraphié



Anti-calcário  
Coating  
Anti-calcaire

#### PERFIS PROFILE PROFIL



Branco  
White  
Blanc



Cromado  
Chromed  
Chromed



Preto  
Black  
Noir



# DS110



## PERFIS · PROFILE · PROFIL

Dimensões Standard (C)  
Standard Dimensions (C)  
Dimensions Standard (C)

Branco  
White  
Blanc

Cromado  
Chromed  
Chromed

Preto  
Black  
Noir

### VIDRO · GLASS · VERRE

Transparente  
Transparent  
Transparent

Foscagem Jacto Areia  
Sandblasting  
Sablage  
Novaglass Opaque

Transparente  
Transparent  
Transparent

Foscagem Jacto Areia  
Sandblasting  
Sablage  
Novaglass Opaque

Transparente  
Transparent  
Transparent

Foscagem Jacto Areia  
Sandblasting  
Sablage  
Novaglass Opaque

141-160  
161-180  
181-200  
201-240

### LATERAL · SIDE · LATERAL

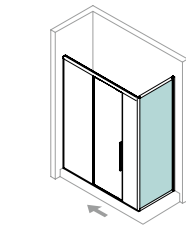
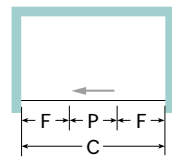
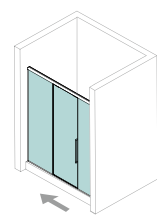
70-80  
81-91

### NOTAS · NOTES · NOTES

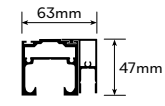
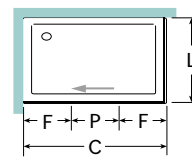
Accessórios em latão cromado, branco e preto.  
Vidro temperado de 8mm.  
Perfis em alumínio cromado, branco ou preto.  
Altura standard do vidro 2000mm.  
Dimensões não standard sob consulta.  
Definir medidas exatas na encomenda.  
Apoio à retificação pag.186 posição 1

Accessories in brass chromed, white or black.  
8mm tempered glass.  
Aluminium profiles chromed, white or black.  
Glass standard height: 2000mm.  
Non standard dimensions : on request  
Specify exactly dimensions on the order.  
Rectification support, page 186 position 1.

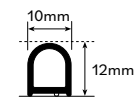
Accessoires en laiton chromé, blanc au noir.  
Verre trempé de 8mm.  
Profils en aluminium chrome, blanc au noir.  
Hauteur Standard : 2000mm.  
Dimension non standard - Sur Demande / Devis.  
Spécifier les mesures exactes lors de la commande  
Aide à la prise de mesures - pag 186 - position 1.



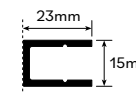
LATERAL · SIDE · LATERAL



perfil  
profile  
profil



perfil de chão  
floor profile  
profil de sol



perfil de parede  
wall profile  
profil mural

### ACABAMENTOS · FINISHINGS · FINITIONS

#### VIDRO GLASS VIDRO



Transparente  
Transparent  
Transparent



Novaglass  
Opaque



Serigrafado  
Silk-screened  
Sérigraphié



Anti-calcário  
Coating  
Anti-calcaire

#### PERFIS PROFILE PROFIL



Branco  
White  
Blanc



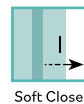
Cromado  
Chromed  
Chromed



Preto  
Black  
Noir



# DS100 Plus



Soft Close

## PERFIS · PROFILE · PROFIL

Dimensões Standard (C)  
Standard Dimensions (C)  
Dimensions Standard (C)

Branco  
White  
Blanc

Cromado  
Chromed  
Chromed

Preto  
Black  
Noir

### VIDRO · GLASS · VERRE

Transparente  
Transparent  
Transparent

Foscagem Jacto Areia  
Sandblasting  
Sablage  
Novaglass Opaque

Transparente  
Transparent  
Transparent

Foscagem Jacto Areia  
Sandblasting  
Sablage  
Novaglass Opaque

Transparente  
Transparent  
Transparent

Foscagem Jacto Areia  
Sandblasting  
Sablage  
Novaglass Opaque

121-140  
141-160  
161-180  
181-200

### LATERAL · SIDE · LATERAL

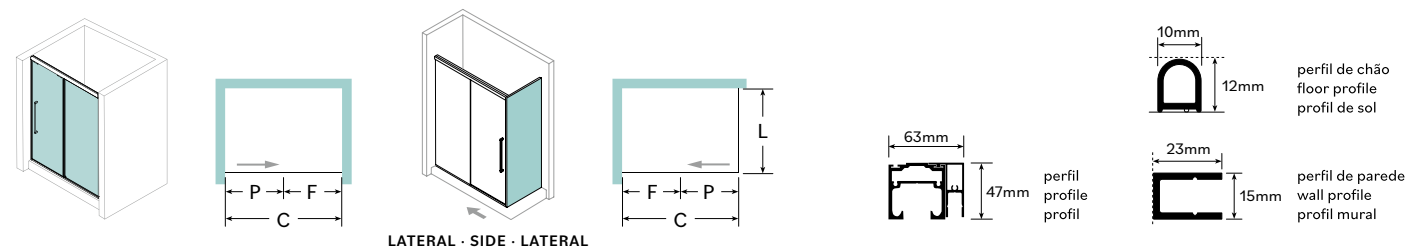
70-80  
81-91

### NOTAS · NOTES · NOTES

Accessórios em latão cromado, preto ou branco.  
Vidro temperado 8mm.  
Perfis em alumínio cromado, preto ou branco.  
Altura standard do vidro: 2400mm.  
Dimensões não standard sob consulta.  
Definir medidas exatas na encomenda.  
Fixação ao teto.  
Apoio à retificação pág.186 posição 4

Accessories in brass chromed, black or white.  
8mm tempered glass.  
Aluminium profiles chromed, black or white.  
Glass standard height: 2400mm.  
Non standard dimensions : on request  
Specify exactly dimensions on the order.  
Ceiling fixing.  
Rectification support page 186 position 4.

Accessoires en laiton chromé, noir ou Blanc.  
Verre trempé de 8mm.  
Profilés en aluminium chromé, noir ou blanc.  
Hauteur Standard : 2400mm.  
Dimension non standard – Sur Demande / Devis  
Spécifier les mesures exactes lors de la commande  
Fixation au plafond.  
Aide à la prise de mesures – pág 186 – position 4



### ACABAMENTOS · FINISHINGS · FINITIONS

#### VIDRO GLASS VIDRO



Transparente  
Transparent  
Transparent



Novaglass  
Opaque



Foscagem Jacto Areia  
Sandblasting  
Sablage



Anti-calcário  
Coating  
Anti-calcaire

#### PERFIS PROFILE PROFIL



Branco  
White  
Blanc



Cromado  
Chromed  
Chromed



Preto  
Black  
Noir



# SB90

## PERFIS · PROFILE · PROFIL

Dimensões Standard (C)  
Standard Dimensions (C)  
Dimensions Standard (C)

Branco  
White  
Blanc

Cromado  
Chromed  
Chromed

Preto  
Black  
Noir

### VIDRO · GLASS · VERRE

Transparente  
Transparent  
Transparent

Foscagem Jacto Areia  
Sandblasting  
Sablage  
Novaglass Opaque

Transparente  
Transparent  
Transparent

Foscagem Jacto Areia  
Sandblasting  
Sablage  
Novaglass Opaque

Transparente  
Transparent  
Transparent

Foscagem Jacto Areia  
Sandblasting  
Sablage  
Novaglass Opaque

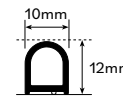
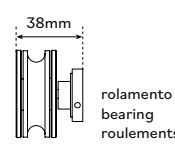
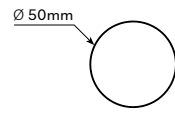
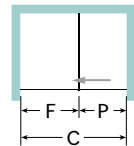
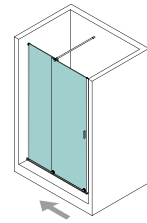
121-140  
141-160  
161-180

### NOTAS · NOTES · NOTES

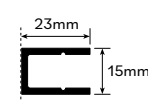
Acessórios em latão cromado, preto ou branco.  
Vidro temperado 8mm.  
Perfis em alumínio cromado, branco ou preto.  
Altura standard do vidro: 2000.  
Dimensões não standard sob consulta.  
Informar se a montagem da cabine é numa base.  
Definir medidas exatas na encomenda.  
Apoio à retificação pag.186 posição 1

Accessories in brass chromed, white or black.  
8mm tempered glass.  
Aluminium profiles chromed, white or black.  
Class standard height: 2000mm.  
Non standard dimensions : on request  
Informe if the showerscreen will be fixed on a  
showertray.  
Specify the dimensions on the order.  
Rectification support page 186 position 1.

Accessoires en laiton chromé, blanc au noir.  
Verre trempé de 8mm.  
Profils en aluminium chromé, blanc au noir.  
Hauteur Standard : 2000mm.  
Dimension non standard - Sur Demande / Devis.  
Indiquer si l'application se fera sur un receveur de  
douche  
Spécifier les mesures exactes lors de la commande  
Aide à la prise de mesures - pag 186 - position 1.



perfil de chão  
floor profile  
profil de sol



perfil de parede  
wall profile  
profil mural

### ACABAMENTOS · FINISHINGS · FINITIONS

#### VIDRO GLASS VIDRO



Transparente  
Transparent  
Transparent



Novaglass  
Opaque



Foscagem Jacto Areia  
Sandblasting  
Sablage



Anti-calcário  
Coating  
Anti-calcaire

#### PERFIS PROFILE PROFIL



Branco  
White  
Blanc



Cromado  
Chromed  
Chromed



Preto  
Black  
Noir



PERFIS · PROFILE · PROFIL

Dimensões Standard (C)  
Standard Dimensions (C)  
Dimensions Standard (C)

Branco  
White  
Blanc

Cromado  
Chromed  
Chromed

VIDRO · GLASS · VERRE

Transparente  
Transparent  
Transparent

Foscagem Jacto Areia  
Sandblasting  
Sablage  
Novaglass Opaque

Transparente  
Transparent  
Transparent

Foscagem Jacto Areia  
Sandblasting  
Sablage  
Novaglass Opaque

121-140  
141-160  
161-180

LATERAL · SIDE · LATERAL

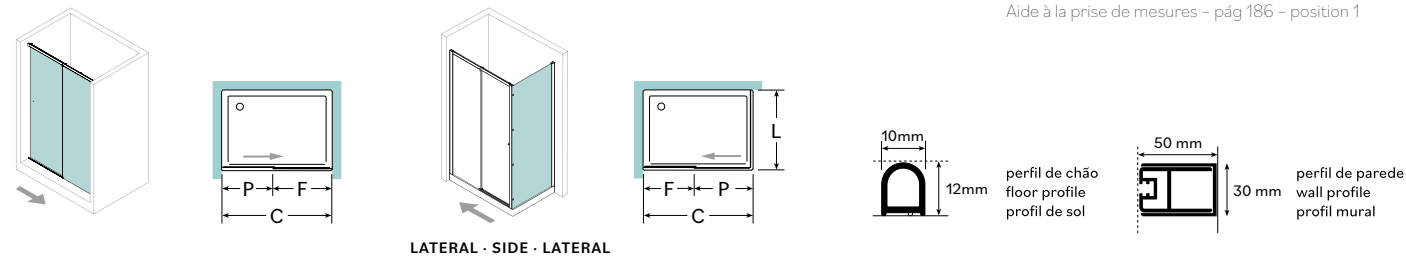
70-80  
81-91

NOTAS · NOTES · NOTES

Acessórios em latão cromado ou branco.  
Vidro temperado 6mm.  
Perfis em alumínio cromado ou branco.  
Altura standard do vidro: 2000mm  
Dimensões não standard sob consulta.  
Informar se a montagem da cabine é numa base.  
Definir medidas exatas na encomenda.  
Largura acima dos 1400mm fixador obrigatório.  
Altura limitada a 2100mm.  
Apoio à retificação pág.186 posição 1

Accessories in brass chromed or white.  
6mm tempered glass.  
Aluminium profiles chromed or white  
Glass standard height: 2000mm  
Non standard dimensions : on request  
Informe if the showerscreen will be fixed on a  
showertray.  
Specify dimensions on the order.  
Width over 1400mm with mandatory stiffener.  
Height limited to 2100 mm.  
Rectification support page 186 position 1

Accessoires en laiton chromé au blanc.  
Verre trempé de 6mm.  
Profilés en aluminium chromé au blanc.  
Hauteur Standard : 2000mm.  
Dimension non standard - Sur Demande / Devis.  
Indiquer si l'application se fera sur un receveur de  
douche  
Spécifier les mesures exactes lors de la commande  
Largeur au-dessus de 1400mm avec raidisseur  
obligatoire.  
Hauteur limitée à 2100 mm.  
Aide à la prise de mesures - pág 186 - position 1



ACABAMENTOS · FINISHINGS · FINITIONS

VIDRO  
GLASS  
VIDRO



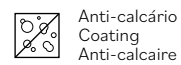
Transparente  
Transparent  
Transparent



Novaglass  
Opaque



Foscagem Jacto Areia  
Sandblasting  
Sablage



Anti-calcário  
Coating  
Anti-calcaire

PERFIS  
PROFILE  
PROFIL



Branco  
White  
Blanc



Cromado  
Chromed  
Chromed



# E120

## PERFIS · PROFILE · PROFIL

Dimensões Standard (C)  
Standard Dimensions (C)  
Dimensions Standard (C)

Branco  
White  
Blanc

Cromado  
Chromed  
Chromed

## VIDRO · GLASS · VERRE

Transparente  
Transparent  
Transparent

Foscagem Jacto Areia  
Sandblasting  
Sablage  
Novaglass Opaque

Transparente  
Transparent  
Transparent

Foscagem Jacto Areia  
Sandblasting  
Sablage  
Novaglass Opaque

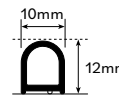
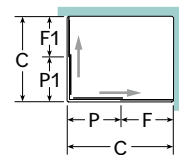
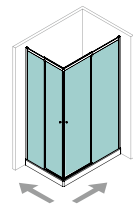
77,5-80/77,5-80  
87,5-90/87,5-90  
97,5-100/77,5-80  
117,5-120/77,5-80

## NOTAS · NOTES · NOTES

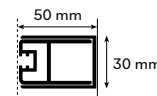
Acessórios em latão cromado ou branco.  
Vidro temperado 6mm.  
Perfis em alumínio cromado ou branco.  
Altura standard do vidro: 2000mm  
Dimensões não standard sob consulta.  
Informar se a montagem da cabine é numa base.  
Definir medidas exatas na encomenda.  
Altura limitada a 2100mm.  
P1+P com máximo de 900mm.  
Apoio à retificação pag.186 posição 2

Accessories in brass chromed or white.  
6mm tempered glass.  
Aluminium profiles chromed or white  
Class standard height: 2000mm  
Non standard dimensions : on request  
Informe if the showerscreen will be fixed on a  
showertray.  
Specify dimensions on the order.  
Height limited to 2100 mm.  
P1 + P with a maximum of 900 mm.  
Rectification support page 186 position 2

Accessoires en laiton chromé au Blanc.  
Verre trempé de 6mm.  
Profilés en aluminium chromé au blanc.  
Hauteur Standard : 2000mm.  
Dimension non standard - Sur Demande / Devis  
Indiquer si l'application se fera sur un receveur de  
douche  
Spécifier les mesures exactes lors de la commande  
Hauteur limitée à 2100 mm.  
P1+P avec un maximum de 900 mm.  
Aide à la prise de mesures - pag 186 - position 2



perfil de chão  
floor profile  
profil de sol



perfil de parede  
wall profile  
profil mural

## ACABAMENTOS · FINISHINGS · FINITIONS

### VIDRO GLASS VIDRO



Transparente  
Transparent  
Transparent



Novaglass  
Opaque



Foscagem Jacto Areia  
Sandblasting  
Sablage



Anti-calcário  
Coating  
Anti-calcaire

### PERFIS PROFILE PROFIL



Branco  
White  
Blanc



Cromado  
Chromed  
Chromed



PERFIS · PROFILE · PROFIL

Dimensões Standard (C)  
Standard Dimensions (C)  
Dimensions Standard (C)

Branco  
White  
Blanc

Cromado  
Chromed  
Chromed

VIDRO · GLASS · VERRE

Transparente  
Transparent  
Transparent

Foscagem Jacto Areia  
Sandblasting  
Sablage  
Novaglass Opaque

Transparente  
Transparent  
Transparent

Foscagem Jacto Areia  
Sandblasting  
Sablage  
Novaglass Opaque

≤ 140

141-160

161-180

LATERAL · SIDE · LATERAL

70-80

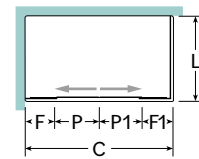
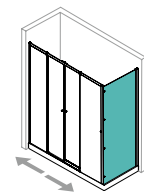
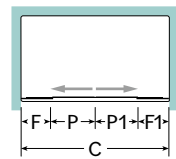
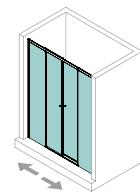
81-91

NOTAS · NOTES · NOTES

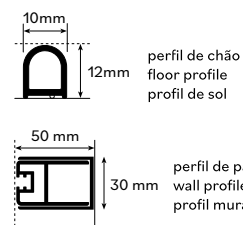
Acessórios em latão cromado ou branco.  
Vidro temperado 6mm.  
Perfis em alumínio cromado ou branco.  
Altura standard do vidro: 2000mm  
Dimensões não standard sob consulta.  
Informar se a montagem da cabine é numa base.  
Definir medidas exatas na encomenda.  
Largura acima dos 1400mm fixador obrigatório.  
Altura limitada a 2100mm.  
P1+P com máximo de 900mm.  
Apoio à retificação pag.186 posição 1

Accessories in brass chromed or white.  
6mm tempered glass.  
Aluminium profiles chromed or white  
Glass standard height: 2000mm  
Non standard dimensions : on request  
Informe if the showerscreen will be fixed on a  
showertray.  
Specify dimensions on the order.  
Width above 1400mm fixer required.  
Height limited to 2100 mm.  
P1 + P with a maximum of 900 mm.  
Rectification support page 186 position 1

Acessoires en laiton chromé au Blanc.  
Verre trempé de 6mm.  
Profilés en aluminium chromé au blanc.  
Hauteur Standard : 2000mm.  
Dimension non standard - Sur Demande / Devis  
Indiquer si l'application se fera sur un receveur de douche.  
Spécifier les mesures exactes lors de la commande.  
Largeur supérieur à 1400 mm - raidisseur obligatoire.  
Hauteur limitée à 2100 mm.  
P1+P avec un maximum de 900 mm.  
Aide à la prise de mesures - pag 186 - position 2



LATERAL · SIDE · LATERAL



perfil de chão  
floor profile  
profil de sol

perfil de parede  
wall profile  
profil mural

ACABAMENTOS · FINISHINGS · FINITIONS

VIDRO  
GLASS  
VIDRO



Transparente  
Transparent  
Transparent



Novaglass  
Opaque



Foscagem Jacto Areia  
Sandblasting  
Sablage



Anti-calcário  
Coating  
Anti-calcaire

PERFIS  
PROFILE  
PROFIL



Branco  
White  
Blanc



Cromado  
Chromed  
Chromed





PERFIS · PROFILE · PROFIL

Dimensões Standard (C)  
Standard Dimensions (C)  
Dimensions Standard (C)

Cromado  
Chromed  
Chromed

VIDRO · GLASS · VERRE

Transparente  
Transparent  
Transparent

Foscagem Jacto Areia  
Sandblasting  
Sablage  
Novaglass Opaque

≤ 100

101-120

121-150

151-180

LATERAL · SIDE · LATERAL

70-80

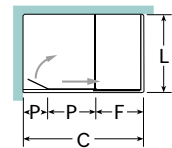
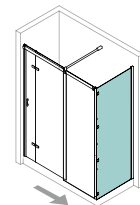
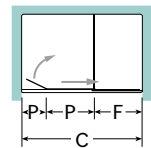
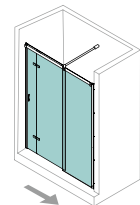
81-91

NOTAS · NOTES · NOTES

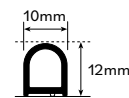
Acessórios em latão cromado.  
Vidro temperado 6mm.  
Perfis em alumínio cromado.  
Altura standard do vidro: 2000mm  
Acréscimo altura do sistema de fixação (+40mm).  
Dimensões não standard sob consulta.  
Informar se a montagem da cabine é numa base.  
Definir medidas exatas na encomenda.  
Altura limitada a 2100mm.  
Apoio à retificação pag.186 posição 1

Brass fittings.  
6mm tempered glass.  
Aluminium profiles chromed.  
Glass standard height: 2000mm  
Height addition of the fixation system (+40mm).  
Non standard dimensions : on request  
Informe if the showerscreen will be fixed on a showertray.  
Specify dimensions on the order.  
Height limited to 2100 mm.  
Rectification support page 186 position 1

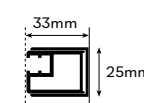
Acessoires en laiton chromé .  
Verre trempé de 6mm.  
Profils en aluminium chromé .  
Hauteur Standard : 2000mm.  
40 mm de plus avec le système de fixation  
Dimension non standard - Sur Demande / Devis  
Indiquer si l'application se fera sur un receveur de douche  
Spécifier les mesures exactes lors de la commande  
Hauteur limitée à 2100 mm.  
Aide à la prise de mesures - pag 186 - position 1



LATERAL · SIDE · LATERAL



perfil de chão  
floor profile  
profil de sol



perfil de parede  
wall profile  
profil mural

ACABAMENTOS · FINISHINGS · FINITIONS

VIDRO  
GLASS  
VIDRO



Transparente  
Transparent  
Transparent



Novaglass  
Opaque



Foscagem Jacto Areia  
Sandblasting  
Sablage



Anti-calciário  
Coating  
Anti-calcaire

PERFIS  
PROFILE  
PROFIL



Cromado  
Chromed  
Chromed



PERFIS · PROFILE · PROFIL

Dimensões Standard (C)  
Standard Dimensions (C)  
Dimensions Standard (C)

Cromado  
Chromed  
Chromed

VIDRO · GLASS · VERRE

Transparente  
Transparent  
Transparent

Foscagem Jacto Areia  
Sandblasting  
Sablage  
Novaglass Opaque

121-140  
141-160  
161-180

LATERAL · SIDE · LATERAL

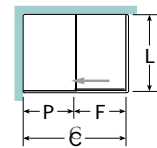
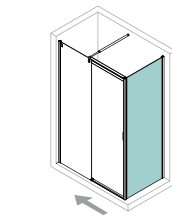
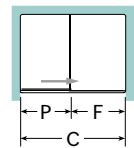
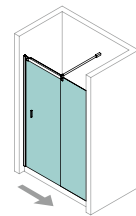
70-80  
81-91

NOTAS · NOTES · NOTES

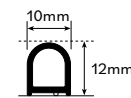
Acessórios em latão cromado.  
Vidro temperado 6mm.  
Perfis em alumínio cromado.  
Altura standard do vidro: 2000mm  
Acréscimo altura do sistema de fixação (+40mm).  
Dimensões não standard sob consulta.  
Informar se a montagem da cabine é numa base.  
Definir medidas exatas na encomenda.  
Dimensão máxima da porta 90cm.  
Altura limitada a 2100mm.  
Apoio à retificação pag.186 posição 1

Brass fittings.  
6mm tempered glass.  
Aluminium profiles chromed.  
Glass standard height: 2000mm  
Height addition of the fixation system (+40mm).  
Non standard dimensions : on request  
Informe if the showerscreen will be fixed on a showertray.  
Specify dimensions on the order.  
Maximum dimension of the door 90cm.  
Height limited to 2100 mm.  
Rectification support page 186 position 1

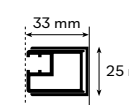
Acessoires en laiton chromé.  
Verre trempé de 6mm.  
Profils en aluminium chromé.  
Hauteur Standard : 2000mm.  
40 mm de plus avec le système de fixation  
Dimension non standard - Sur Demande / Devis  
Indiquer si l'application se fera sur un receveur de douche  
Spécifier les mesures exactes lors de la commande  
Dimension maximale de la porte 90cm.  
Hauteur limitée à 2100 mm.  
Aide à la prise de mesures - pag 186 - position 1



LATERAL · SIDE · LATERAL



perfil de chão  
floor profile  
profil de sol



perfil de parede  
wall profile  
profil mural

ACABAMENTOS · FINISHINGS · FINITIONS

VIDRO  
GLASS  
VIDRO



Transparente  
Transparent  
Transparent



Novaglass  
Opaque



Foscagem Jacto Areia  
Sandblasting  
Sablage



Anti-calcário  
Coating  
Anti-calcaire

PERFIS  
PROFILE  
PROFIL



Cromado  
Chromed  
Chromed



PERFIS · PROFILE · PROFIL

Dimensões Standard (C)  
Standard Dimensions (C)  
Dimensions Standard (C)

Cromado  
Chromed  
Chromed

VIDRO · GLASS · VERRE

Transparente  
Transparent  
Transparent

Foscagem Jacto Areia  
Sandblasting  
Sablage  
Novaglass Opaque

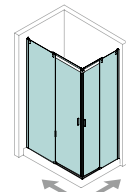
88,5-90/88,5-90  
98,5-100/78,5-80  
118,5-120/78,5-80

NOTAS · NOTES · NOTES

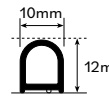
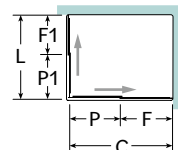
Acessórios em latão cromado.  
Vidro temperado 6mm.  
Fecho magnético.  
Perfis em alumínio cromado.  
Altura standard do vidro: 2000mm  
Dimensões não standard sob consulta.  
Informar se a montagem da cabine é numa base.  
Definir medidas exatas na encomenda.  
Altura limitada a 2100mm.  
P1+P com máximo de 900mm.  
Apoio à retificação pag.186 posição 2

Brass fittings.  
6mm tempered glass.  
Aluminium profiles chromed.  
Glass standard height: 2000mm  
Non standard dimensions : on request  
Informe if the showerscreen will be fixed on a  
showertray.  
Specify dimensions on the order.  
Height limited to 2100 mm.  
P1 + P with a maximum of 900 mm.  
Rectification support page 186 position 2

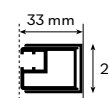
Acessoires en laiton chromé.  
Verre trempé de 6mm.  
Profils en aluminium chromé.  
Hauteur Standard : 2000mm.  
Dimension non standard - Sur Demande / Devis  
Indiquer si l'application se fera sur un receveur de  
douche  
Spécifier les mesures exactes lors de la commande  
Hauteur limitée à 2100 mm.  
P1+P avec un maximum de 900 mm.  
Aide à la prise de mesures - pag 186 - position 2



LATERAL · SIDE · LATERAL



perfil de chão  
floor profile  
profil de sol



perfil de parede  
wall profile  
profil mural

ACABAMENTOS · FINISHINGS · FINITIONS

VIDRO  
GLASS  
VIDRO



Transparente  
Transparent  
Transparent



Novaglass  
Opaque



Foscagem Jacto Areia  
Sandblasting  
Sablage



Anti-calcário  
Coating  
Anti-calcaire

PERFIS  
PROFILE  
PROFIL



Cromado  
Chromed  
Chromed



PERFIS · PROFILE · PROFIL

Dimensões Standard (C)  
Standard Dimensions (C)  
Dimensions Standard (C)

Cromado  
Chromed  
Chromed

VIDRO · GLASS · VERRE

Transparente  
Transparent  
Transparent

Foscagem Jacto Areia  
Sandblasting  
Sablage  
Novaglass Opaque

140-160  
161-180  
181-200

LATERAL · SIDE · LATERAL

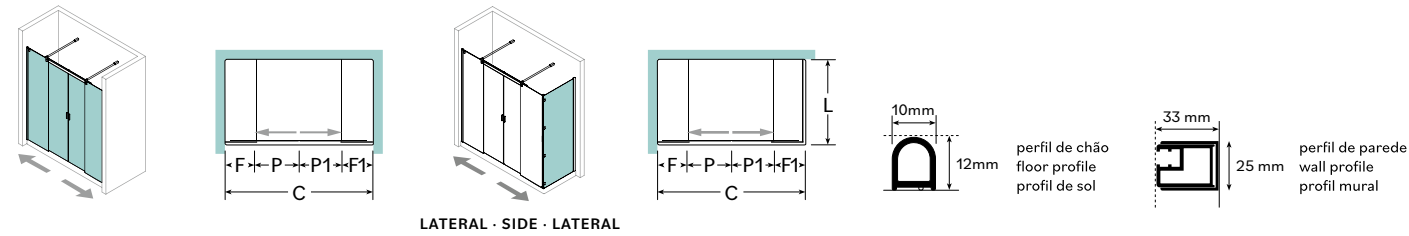
70-80  
81-91

NOTAS · NOTES · NOTES

Acessórios em latão cromado.  
Vidro temperado 6mm.  
Fecho magnético.  
Perfis em alumínio cromado.  
Altura standard do vidro: 2000mm  
Acresce altura do sistema de fixação (+40mm).  
Dimensões não standard sob consulta.  
Definir medidas exatas na encomenda.  
Altura limitada a 2100mm.  
P1+P com máximo de 900mm.  
Apoio à retificação pag.186 posição 1

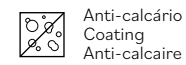
Brass fittings.  
6mm tempered glass.  
Magnetic closure.  
Aluminium profiles chromed.  
Glass standard height: 2000mm  
Height addition of the fixation system (+40mm).  
Non standard dimensions : on request  
Informe if the showerscreen will be fixed on a showertray.  
Specify dimensions on the order.  
Height limited to 2100 mm.  
P1 + P with a maximum of 900 mm.  
Rectification support page 186 position 1

Acessoires en laiton chromé.  
Verre trempé de 6mm.  
Fermeture magnétique  
Profils en aluminium chromé.  
Hauteur Standard : 2000mm.  
40 mm de plus avec le système de fixation  
Dimension non standard - Sur Demande / Devis  
Indiquer si l'application se fera sur un receveur de douche  
Spécifier les mesures exactes lors de la comande  
Hauteur limitée à 2100 mm.  
P1+P avec un maximum de 900 mm.  
Aide à la prise de mesures - pag 186 - position 1



ACABAMENTOS · FINISHINGS · FINITIONS

VIDRO  
GLASS  
VIDRO



PERFIS  
PROFILE  
PROFIL



# PR720

## PERFIS · PROFILE · PROFIL

Dimensões Standard (C+L)  
Standard Dimensions (C+L)  
Dimensions Standard (C+L)

Cromado  
Chromed  
Chromed

Preto  
Black  
Noir

## VIDRO · GLASS · VERRE

Transparente  
Transparent  
Transparent

Foscagem Jacto Areia  
Sandblasting  
Sablage  
Novaglass Opaque

Transparente  
Transparent  
Transparent

Foscagem Jacto Areia  
Sandblasting  
Sablage  
Novaglass Opaque

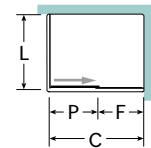
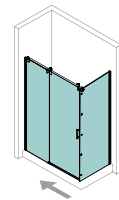
180-200  
201-220  
221-240  
241-260

## NOTAS · NOTES · NOTES

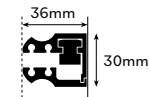
Acessórios em latão cromado.  
Vidro temperado 8mm.  
Fecho magnético.  
Perfis em alumínio cromado ou preto.  
Altura standard do vidro: 2000mm  
Acrésc. altura do sistema de fixação (+80mm).  
Dimensão máxima da porta 90cm.  
Dimensões não standard sob consulta.  
Informar se a montagem da cabine é numa base.  
Definir medidas exatas na encomenda.  
Apoio à retificação pag.186 posição 2

Brass fittings.  
8mm tempered glass.  
Magnetic closure.  
Aluminium profiles chromed or black  
Glass standard height: 2000mm  
Height addition of the fixation system (+80mm).  
Maximum dimension of the door 90cm.  
Non standard dimensions : on request.  
Informe if the showerscreen will be fixed on a showertray.  
Specify dimensions on the order.  
Rectification support page 186 position 2

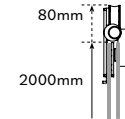
Acessoires en laiton chromé.  
Verre trempé de 8mm.  
Fermeture magnétique  
Profils en aluminium chromé au noir.  
Hauteur Standard : 2000mm.  
+80 mm de plus avec le système de fixation  
Dimension non standard - Sur Demande / Devis  
Indiquer si l'application se fera sur un receveur de douche  
Spécifier les mesures exactes lors de la commande  
Aide à la prise de mesures - pag 186 - position 2



perfil de chão  
floor profile  
profil de sol



perfil de parede  
wall profile  
profil mural



80mm  
2000mm  
Altura do resguardo - rolamento  
Height of the shield - bearing  
Hauteur de l'écran - roulement

## ACABAMENTOS · FINISHINGS · FINITIONS

### VIDRO GLASS VIDRO



Transparente  
Transparent  
Transparent



Novaglass  
Opaque



Foscagem Jacto Areia  
Sandblasting  
Sablage



Anti-calcário  
Coating  
Anti-calcaire

### PERFIS PROFILE PROFIL



Cromado  
Chromed  
Chromed



Preto  
Black  
Noir



# PR730

## PERFIS · PROFILE · PROFIL

Dimensões Standard (C)  
Standard Dimensions (C)  
Dimensions Standard (C)

Cromado  
Chromed  
Chromed

Preto  
Black  
Noir

## VIDRO · GLASS · VERRE

Transparente  
Transparent  
Transparent

Foscagem Jacto Areia  
Sandblasting  
Sablage  
Novaglass Opaque

Transparente  
Transparent  
Transparent

Foscagem Jacto Areia  
Sandblasting  
Sablage  
Novaglass Opaque

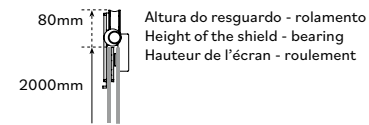
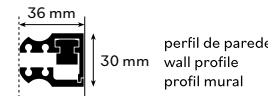
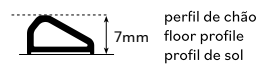
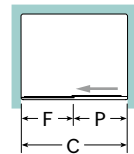
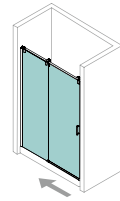
120-140  
141-160  
161-180

## NOTAS · NOTES · NOTES

Acessórios em latão cromado ou preto.  
Vidro temperado 8mm.  
Fecho magnético.  
Perfis em alumínio cromado ou preto.  
Altura standard do vidro: 2000mm  
Acrésc. altura do sistema de fixação (+80mm).  
Dimensão máxima da porta 90cm.  
Dimensões não standard sob consulta.  
Definir medidas exatas na encomenda.  
Apoio à retificação pag.186 posição 1

Accessories in brass chromed or black.  
8mm tempered glass.  
Magnetic closure.  
Aluminium profiles chromed or black.  
Glass standard height: 2000mm  
Height addition of the fixation system (+80mm).  
Maximum dimension of the door 90cm.  
Non standard dimensions : on request.  
Specify exactly dimensions on the order.  
Rectification support : page 186 position 2

Accessoires en laiton chromé au noir.  
Verre trempé de 8mm.  
Fermeture magnétique  
Profilés en aluminium chromé au noir.  
Hauteur Standard : 2000mm.  
+80 mm de plus avec le système de fixation  
Dimension non standard - Sur Demande / Devis  
Indiquer si l'application se fera sur un receveur de douche  
Spécifier les mesures exactes lors de la commande  
Aide à la prise de mesures - pag 186 - position 2



## ACABAMENTOS · FINISHINGS · FINITIONS

### VIDRO GLASS VIDRO



Transparente  
Transparent  
Transparent



Novaglass  
Opaque



Foscagem Jacto Areia  
Sandblasting  
Sablage

### PERFIS PROFILE PROFIL



Cromado  
Chromed  
Chromed



Preto  
Black  
Noir



# Teresa Base

## PERFIS · PROFILE · PROFIL

Dimensões Standard (C)  
Standard Dimensions (C)  
Dimensions Standard (C)

Branco  
White  
Blanc

Metalizado  
Methalized  
Métalliques

Preto  
Black  
Noir

### VIDRO · GLASS · VERRE

Transparente  
Transparent  
Transparent

Foscagem Jacto Areia  
Sandblasting  
Sablage

Acrílico  
Acrylic  
Acrylic

Transparente  
Transparent  
Transparent

Foscagem Jacto Areia  
Sandblasting  
Sablage

Acrílico  
Acrylic  
Acrylic

Transparente  
Transparent  
Transparent

Foscagem Jacto Areia  
Sandblasting  
Sablage

Acrílico  
Acrylic  
Acrylic

Novaglass Opaque  
Mil Gotas

Novaglass Opaque  
Mil Gotas

Novaglass Opaque  
Mil Gotas

- 98-102
- 108-112
- 118-122
- 128-132
- 138-142
- 148-152
- 158-162
- 168-172
- 178-182

### LATERAL · SIDE · LATERAL

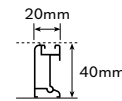
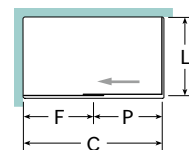
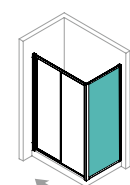
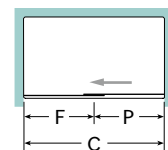
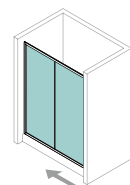
- 70-81
- 81-91

### NOTAS · NOTES · NOTES

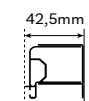
Rolamentos esferas inox.  
Painéis em acrílico de 2,3mm ou em vidro temperado de 4mm.  
Perfis em alumínio branco, metalizado ou preto.  
Altura standard e máxima: 2000mm  
Dimensões não standard sob consulta.  
Definir medidas exatas na encomenda.  
Modelo reversível.  
Apoio à retificação pag.186 posição 1

Inox ball-bearins rollers.  
Panels in acrylic of 2,3mm or tempered glass panels 4mm.  
Aluminium profiles white, methalized or black.  
Standard and maximum height: 2000 mm  
Non standard dimensions : on request.  
Specify exactly dimensions on the order.  
Reversible model.  
Rectification support page 186 position 1

Roulements à billes en acier inoxydable.  
Panneaux en acrylique de 2,3mm ou en verre trempé de 4mm.  
Profilés en aluminium blanc, métallique au noir.  
Hauteur standard et maximale : 2000 mm  
Dimension non standard - Sur Demande / Devis  
Spécifier les mesures exactes lors de la comande  
Modèle réversible.  
Aide à la prise de mesures - pag 186 - position 1



perfil de chão  
floor profile  
profil de sol



perfil de parede  
wall profile  
profil mural

LATERAL · SIDE · LATERAL

### ACABAMENTOS · FINISHINGS · FINITIONS

#### VIDRO GLASS VIDRO



Transparente  
Transparent  
Transparent



Novaglass  
Opaque



Foscagem Jacto Areia  
Sandblasting  
Sablage



Mil gotas

#### PERFIS PROFILE PROFIL



Branco  
White  
Blanc



Metalizado  
Methalized  
Métalliques



Preto  
Black  
Noir



# Filipa

## PERFIS · PROFILE · PROFIL

Dimensões Standard (C/L)  
Standard Dimensions (C/L)  
Dimensions Standard (C/L)

Branco  
White  
Blanc

Metalizado  
Methalized  
Métalliques

Cromado  
Chromed  
Chromed

Transparente  
Transparent  
Transparent

Foscagem Jacto Areia  
Sandblasting  
Sablage  
Novaglass Opaque

Transparente  
Transparent  
Transparent

Foscagem Jacto Areia  
Sandblasting  
Sablage  
Novaglass Opaque

Transparente  
Transparent  
Transparent

Foscagem Jacto Areia  
Sandblasting  
Sablage  
Novaglass Opaque

## VIDRO · GLASS · VERRE

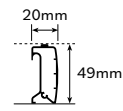
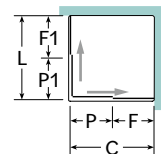

78-80/78-80  
88-90/88-90  
88-90/73-75  
98-100/68-70  
98-100/78-80  
118-120/78-80

## NOTAS · NOTES · NOTES

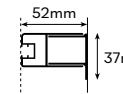
Rolamentos esferas inox.  
Acessórios em latão cromado.  
Vidro temperado 6mm.  
Fecho magnético.  
Perfis em alumínio cromado, branco ou metalizado.  
Altura standard do vidro: 2000mm  
Dimensões não standard sob consulta.  
Informar se a montagem da cabine é numa base.  
Definir medidas exatas na encomenda.  
Altura limitada a 2100mm.  
P1+P com máximo de 900mm  
Apoio à retificação pag.186 posição 2

Inox ball-bearings rollers.  
Inox brass fittings.  
6mm tempered glass.  
Aluminium profiles chromed, white or methalized.  
Glass standard height: 2000mm  
Non standard dimensions : on request.  
Informe if the showerscreen will be xed on a showertray.  
Specify exactly dimensions on the order.  
Height limited to 2100 mm.  
P1 + P with a maximum of 900 mm.  
Rectification support page 186 position 1

Roulements à billes en acier inoxydable.  
Accessoires en laiton chromé.  
Verre trempé de 6mm.  
Profils en aluminium chromé, métallique au blanc.  
Hauteur Standard : 2000mm.  
Dimension non standard - Sur Demande / Devis  
Indiquer si l'application se fera sur un receveur de douche.  
Spécifier les mesures exactes lors de la commande  
Hauteur limitée à 2100 mm.  
P1+P avec un maximum de 900 mm.  
Aide à la prise de mesures - pag 186 - position 2



perfil de chão  
floor profile  
profil de sol



perfil de parede  
wall profile  
profil mural

## ACABAMENTOS · FINISHINGS · FINITIONS

### VIDRO GLASS VIDRO



Transparente  
Transparent  
Transparent



Novaglass  
Opaque



Foscagem Jacto Areia  
Sandblasting  
Sablage



Anti-calcário  
Coating  
Anti-calcaire

### PERFIS PROFILE PROFIL



Branco  
White  
Blanc



Metalizado  
Methalized  
Métalliques



Cromado  
Chromed  
Chromed





# Rita

## PERFIS · PROFILE · PROFIL

Dimensões Standard (L/L1)  
Standard Dimensions (L/L1)  
Dimensions Standard (L/L1)

Branco  
White  
Blanc

Metalizado  
Methalized  
Métalliques

Preto  
Black  
Noir

### VIDRO · GLASS · VERRE

Transparente  
Transparent  
Transparent

Foscagem Jacto Areia  
Sandblasting  
Sablage

Acrílico  
Acrylic  
Acrylic

Transparente  
Transparent  
Transparent

Foscagem Jacto Areia  
Sandblasting  
Sablage

Acrílico  
Acrylic  
Acrylic

Transparente  
Transparent  
Transparent

Foscagem Jacto Areia  
Sandblasting  
Sablage

Acrílico  
Acrylic  
Acrylic

Novaglass Opaque

Mil Gotas

Novaglass Opaque

Mil Gotas

Novaglass Opaque

Mil Gotas

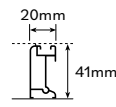
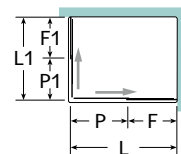

68-70/68-70  
73-75/73-75  
78-80/78-80  
88-90/88-90  
88-90/73-75  
98-100/68-70  
98-100/78-80  
118-120/78-80

### NOTAS · NOTES · NOTES

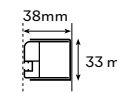
Rolamentos esferas inox.  
Painéis em acrílico de 2,3mm ou em vidro temperado de 4mm.  
Perfis em alumínio branco, metalizado e preto.  
Altura standard e máxima : 2000mm  
Dimensões não standard sob consulta.  
Definir medidas exatas na encomenda.  
Informar se a montagem da cabine é numa base.  
Modelo reversível.  
Apoio à retificação pag.186 posição 2

Inox ball-bearings rollers.  
Panels in acrylic of 2,3mm or tempered glass panels 4mm.  
Aluminium profiles white, methalized or black.  
Standard and maximum height: 2000 mm  
Non standard dimensions : on request.  
Specify exactly dimensions on the order.  
Informe if the showerscreen will be fixed on a showertray.  
Reversible model.  
Rectification support page 186 position 2

Roulements à billes en acier inoxydable.  
Panneaux en acrylique de 2,3mm ou en verre trempé de 4mm.  
Profilés en aluminium blanc, métallique au noir.  
Hauteur standard et maximale : 2000 mm  
Dimension non standard - Sur Demande / Devis  
Spécifier les mesures exactes lors de la comande  
Indiquer si l'application se fera sur un receveur de douche.  
Modèle réversible.  
Aide à la prise de mesures - pag 186 - position 2



perfil de chão  
floor profile  
profil de sol



perfil de parede  
wall profile  
profil mural

### ACABAMENTOS · FINISHINGS · FINITIONS

#### VIDRO GLASS VIDRO



Transparente  
Transparent  
Transparent



Novaglass  
Opaque



Foscagem Jacto Areia  
Sandblasting  
Sablage



Mil gotas

#### PERFIS PROFILE PROFIL



Branco  
White  
Blanc



Metalizado  
Methalized  
Métalliques



Preto  
Black  
Noir



# Rafaelo

## PERFIS · PROFILE · PROFIL

Dimensões Standard (L/L1)  
Standard Dimensions (L/L1)  
Dimensions Standard (L/L1)

Branco  
White  
Blanc

Metalizado  
Methalized  
Métalliques

### VIDRO · GLASS · VERRE

Transparente  
Transparent  
Transparent

Foscagem Jacto Areia  
Sandblasting  
Sablage  
Novaglass Opaque

Acrílico  
Acrylic  
Acrylic  
Mil Gotas

Transparente  
Transparent  
Transparent

Foscagem Jacto Areia  
Sandblasting  
Sablage  
Novaglass Opaque

Acrílico  
Acrylic  
Acrylic  
Mil Gotas

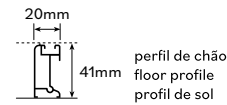
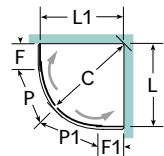
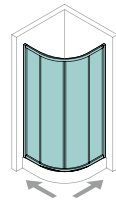
73-75  
78-80  
88-90

### NOTAS · NOTES · NOTES

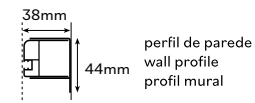
Rolamentos esferas inox.  
Painéis em acrílico de 2,3mm ou em vidro temperado de 4mm.  
Perfis em alumínio branco, metalizado.  
Raio (C) R500  
Altura standard e máxima: 2000mm  
Dimensões não standard sob consulta.  
Definir medidas exatas na encomenda.  
Apoio à retificação pag.186 posição 3

Inox ball-bearings rollers.  
Panels in acrylic of 2,3mm or tempered glass panels 4mm.  
Aluminium profiles white or methalized.  
Radius (C) R500  
Standard and maximum height: 2000 mm  
Non standard dimensions : on request.  
Specify exactly dimensions on the order.  
Rectification support page 186 position 3

Roulements à billes en acier inoxydable.  
Panneaux en acrylique de 2,3mm ou en verre trempé de 4mm.  
Profils en aluminium blanc au métallique.  
Rayon (C) R500  
Hauteur standard et maximale : 2000 mm  
Dimension non standard - Sur Demande / Devis  
Spécifier les mesures exactes lors de la commande  
Aide à la prise de mesures - pag 186 - position 3



perfil de chão  
floor profile  
profil de sol



perfil de parede  
wall profile  
profil mural

### ACABAMENTOS · FINISHINGS · FINITIONS

#### VIDRO GLASS VIDRO



Transparente  
Transparent  
Transparent



Novaglass  
Opaque



Foscagem Jacto Areia  
Sandblasting  
Sablage



Mil gotas

#### PERFIS PROFILE PROFIL



Branco  
White  
Blanc



Metalizado  
Methalized  
Métalliques



# Elisabete Base

## PERFIS · PROFILE · PROFIL

Dimensões Standard (C)  
Standard Dimensions (C)  
Dimensions Standard (C)

Branco  
White  
Blanc

Metalizado  
Methalized  
Métalliques

Cromado  
Chromed  
Chromed

### VIDRO · GLASS · VERRE

Transparente  
Transparent  
Transparent

Foscagem Jacto Areia  
Sandblasting  
Sablage

Transparente  
Transparent  
Transparent

Foscagem Jacto Areia  
Sandblasting  
Sablage

Transparente  
Transparent  
Transparent

Foscagem Jacto Areia  
Sandblasting  
Sablage

Novaglass Opaque

Novaglass Opaque

Novaglass Opaque

121-150  
151-180

### LATERAL · SIDE · LATERAL

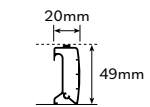
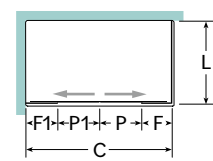
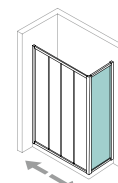
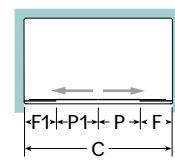
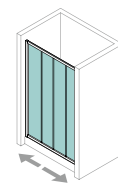
70-80  
81-91

### NOTAS · NOTES · NOTES

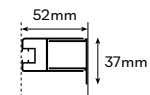
Rolamentos esferas inox.  
Fecho magnético  
Vidro temperado 6mm.  
Perfis em alumínio cromado, branco ou metalizado.  
Altura standard do vidro: 2000mm  
Dimensões não standard sob consulta.  
Definir medidas exatas na encomenda.  
Altura limitada a 2100mm.  
P1+P com máximo de 900mm  
Apoio à retificação pag.186 posição 1

Inox ball-bearins rollers.  
Magnetic closure.  
6mm tempered glass.  
Aluminium profiles chromed, white or methalized.  
Glass standard height: 2000mm  
Non standard dimensions : on request.  
Specify exactly dimensions on the order.  
Height limited to 2100 mm.  
P1 + P with a maximum of 900 mm.  
Rectification support page 186 position 1

Roulements à billes en acier inoxydable.  
Fermeture magnétique  
Verre trempé de 6mm.  
Profils en aluminium chrome, blanc or métalliques.  
Dimension non standard - Sur Demande / Devis  
Spécifier les mesures exactes lors de la comande  
Hauteur limitée à 2100 mm.  
P1+P avec un maximum de 900 mm.  
Aide à la prise de mesures - pag 186 - position 1



perfil de chão  
floor profile  
profil de sol



perfil de parede  
wall profile  
profil mural

LATERAL · SIDE · LATERAL

### ACABAMENTOS · FINISHINGS · FINITIONS

#### VIDRO GLASS VIDRO



Transparente  
Transparent  
Transparent



Novaglass  
Opaque



Foscagem Jacto Areia  
Sandblasting  
Sablage



Anti-calcário  
Coating  
Anti-calcaire

#### PERFIS PROFILE PROFIL



Branco  
White  
Blanc



Metalizado  
Methalized  
Métalliques



Cromado  
Chromed  
Chromed



# Carolina

## PERFIS · PROFILE · PROFIL

Dimensões Standard (C)  
Standard Dimensions (C)  
Dimensions Standard (C)

Branco  
White  
Blanc

Metalizado  
Methalized  
Métalliques

Cromado  
Chromed  
Chromed

### VIDRO · GLASS · VERRE

Transparente  
Transparent  
Transparent

Foscagem Jacto Areia  
Sandblasting  
Sablage

Transparente  
Transparent  
Transparent

Foscagem Jacto Areia  
Sandblasting  
Sablage

Transparente  
Transparent  
Transparent

Foscagem Jacto Areia  
Sandblasting  
Sablage

Novaglass Opaque

Novaglass Opaque

Novaglass Opaque

120-140

141-160

161-180

### LATERAL · SIDE · LATERAL

70-80

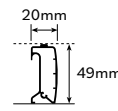
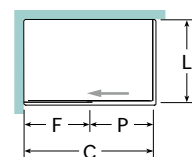
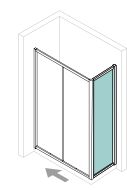
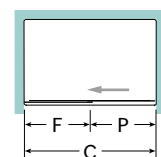
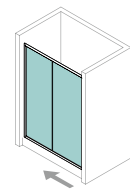
81-91

### NOTAS · NOTES · NOTES

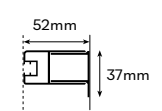
Rolamentos esferas inox.  
Vidro temperado 6mm.  
Perfis em alumínio branco, metalizado ou cromado.  
Altura standard: 2000mm  
Dimensões não standard sob consulta.  
Definir medidas exatas na encomenda.  
Altura limitada a 2100mm.  
Apoio à retificação pag.186 posição 1

Inox ball-bearings rollers.  
6mm tempered glass.  
Aluminium profiles: white, methalized or chromed.  
Standard height: 2000mm  
Non standard dimensions: on request.  
Specify exactly dimensions on the order.  
Height limited to 2100 mm.  
Rectification support page 186 position 1

Roulements à billes en acier inoxydable.  
Verre trempé de 6mm.  
Hauteur Standard: 2000mm.  
Profils en aluminium blanc, métalliques au chrome.  
Dimension non standard - Sur Demande / Devis  
Spécifier les mesures exactes lors de la commande  
Hauteur limitée à 2100 mm.  
Aide à la prise de mesures - pag 186 - position 1



perfil de chão  
floor profile  
profil de sol



perfil de parede  
wall profile  
profil mural

LATERAL · SIDE · LATERAL

### ACABAMENTOS · FINISHINGS · FINITIONS

#### VIDRO GLASS VIDRO



Transparente  
Transparent  
Transparent



Novaglass  
Opaque



Foscagem Jacto Areia  
Sandblasting  
Sablage



Anti-calcário  
Coating  
Anti-calcaire

#### PERFIS PROFILE PROFIL



Branco  
White  
Blanc



Metalizado  
Methalized  
Métalliques



Cromado  
Chromed  
Chromed

# Milénio Base

## PERFIS · PROFILE · PROFIL

Dimensões Standard (C)  
Standard Dimensions (C)  
Dimensions Standard (C)

Branco  
White  
Blanc

Metalizado  
Methalized  
Métalliques

### VIDRO · GLASS · VERRE

Transparente  
Transparent  
Transparent

Foscagem Jacto Areia  
Sandblasting  
Sablage

Acrílico  
Acrylic  
Acrylic

Transparente  
Transparent  
Transparent

Foscagem Jacto Areia  
Sandblasting  
Sablage

Acrílico  
Acrylic  
Acrylic

Novaglass Opaque

Mil Gotas

Novaglass Opaque

Mil Gotas

140-160

161-180

181-200

### LATERAL · SIDE · LATERAL

70-80

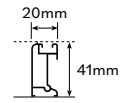
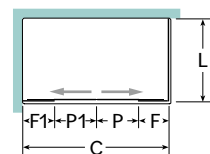
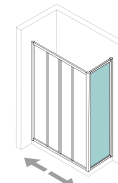
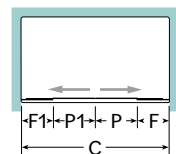
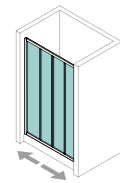
81-91

### NOTAS · NOTES · NOTES

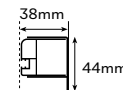
Rolamentos esferas inox.  
Painéis em acrílico de 2,3mm ou em vidro temperado de 4mm.  
Perfis em alumínio branco, metalizado ou preto.  
Altura standard e máxima: 2000mm  
Dimensões não standard sob consulta.  
Definir medidas exatas na encomenda.  
Apoio à retificação pag.186 posição 1

Inox ball-bearins rollers.  
Panels in acrylic of 2,3mm or tempered glass panels 4mm.  
Aluminium profiles white, methalized or black.  
Standard and maximum height: 2000 mm  
Non standard dimensions : on request.  
Specify exactly dimensions on the order.  
Rectification support page 186 position 1

Roulements à billes en acier inoxydable.  
Panneaux en acrylique de 2,3mm ou en verre trempé de 4mm.  
Hauteur standard et maximale : 2000 mm  
Profilés en aluminium blanc, métallique au noir.  
Dimension non standard – Sur Demande / Devis  
Spécifier les mesures exactes lors de la comande  
Aide à la prise de mesures – pag 186 – position 1



perfil de chão  
floor profile  
profil de sol



perfil de parede  
wall profile  
profil mural

LATERAL · SIDE · LATERAL

### ACABAMENTOS · FINISHINGS · FINITIONS

#### VIDRO GLASS VIDRO



Transparente  
Transparent  
Transparent



Novaglass  
Opaque



Foscagem Jacto Areia  
Sandblasting  
Sablage

#### PERFIS PROFILE PROFIL




Branco  
White  
Blanc



Metalizado  
Methalized  
Métalliques



**ITALBOX®**



## **resguardos de duche**

*shower enclosures  
parois de douche*

## **portas de abrir**

*opening doors  
portes battentes*

# Frame 90

## PERFIS · PROFILE · PROFIL

Dimensões Standard (C)  
Standard Dimensions (C)  
Dimensions Standard (C)

Branco  
White  
Blanc

Cromado  
Chromed  
Chromed

Preto  
Black  
Noir

### VIDRO · GLASS · VERRE

Transparente  
Transparent  
Transparent

Foscagem Jacto Areia  
Sandblasting  
Sablage  
Novaglass Opaque

Transparente  
Transparent  
Transparent

Foscagem Jacto Areia  
Sandblasting  
Sablage  
Novaglass Opaque

Transparente  
Transparent  
Transparent

Foscagem Jacto Areia  
Sandblasting  
Sablage  
Novaglass Opaque

120-140

141-160

161-180

181-200

### LATERAL · SIDE · LATERAL

70-80

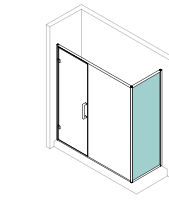
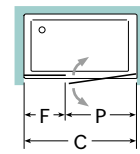
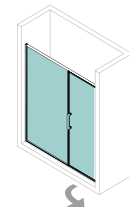
80-100

### NOTAS · NOTES · NOTES

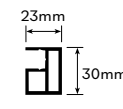
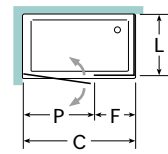
Accessórios em latão cromado, branco ou preto.  
Vidro temperado de 8mm.  
Perfis em alumínio cromado, branco ou preto.  
Altura standard do vidro: 2000mm.  
Porta com dimensões standard de 700mm.  
Largura mínima para fixo: 250mm.  
Dimensões não standard sob consulta.  
Definir medidas exatas na encomenda.  
Informar se a montagem da cabine é numa base.  
Apoio à retificação pag.186 posição 1

Accessories in brass chromed, white or black.  
8mm tempered glass.  
Aluminium profiles chromed, white or black.  
Glass standard height: 2000mm.  
Door with standard dimensions: 700mm.  
Minimum size for fixed panel: 250mm.  
Non standard dimensions : on request  
Informe if the showerscreen will be fixed on a  
showertray.  
Specify dimensions on the order.  
Rectification support page 186 position 1.

Accessoires en laiton chromé, blanc au noir.  
Verre trempé de 8mm.  
Profilés en aluminium chromé, blanc au noir.  
Hauteur Standard : 2000mm.  
Dimension standard de la porte 700 mm.  
Largeur minimale pour panneau fixe: 250 mm.  
Dimension non standard - Sur Demande / Devis.  
Indiquer si l'application se fera sur un receveur de  
douche  
Spécifier les mesures exactes lors de la commande  
Aide à la prise de mesures - pag 186 - position 1.



LATERAL · SIDE · LATERAL



perfil  
profile  
profil

### ACABAMENTOS · FINISHINGS · FINITIONS

#### VIDRO GLASS VIDRO



Transparente  
Transparent  
Transparent



Novaglass  
Opaque



Foscagem Jacto Areia  
Sandblasting  
Sablage



Anti-calcário  
Coating  
Anti-calcaire

#### PERFIS PROFILE PROFIL



Branco  
White  
Blanc



Cromado  
Chromed  
Chromed



Preto  
Black  
Noir



# Frame 100

## PERFIS · PROFILE · PROFIL

Dimensões Standard (C)  
Standard Dimensions (C)  
Dimensions Standard (C)

Branco  
White  
Blanc

Cromado  
Chromed  
Chromed

Preto  
Black  
Noir

### VIDRO · GLASS · VERRE

Transparente  
Transparent  
Transparent

Foscagem Jacto Areia  
Sandblasting  
Sablage  
Novaglass Opaque

Transparente  
Transparent  
Transparent

Foscagem Jacto Areia  
Sandblasting  
Sablage  
Novaglass Opaque

Transparente  
Transparent  
Transparent

Foscagem Jacto Areia  
Sandblasting  
Sablage  
Novaglass Opaque

120-140

141-160

161-180

181-200

### LATERAL · SIDE · LATERAL

70-80

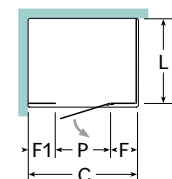
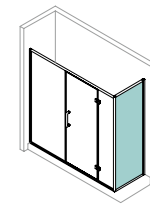
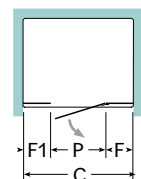
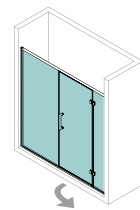
80-100

### NOTAS · NOTES · NOTES

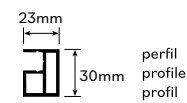
Accessórios em latão cromado, branco ou preto.  
Vidro temperado de 8mm.  
Perfis em alumínio cromado, branco ou preto.  
Altura standard do vidro: 2000mm.  
Porta com dimensões standard de 700mm.  
Largura mínima para fixo: 250mm.  
Dimensões não standard sob consulta.  
Definir medidas exatas na encomenda.  
Informar se a montagem da cabine é numa base.  
Apoio à retificação pag.186 posição 1

Accessories in brass chromed, white or black.  
8mm tempered glass.  
Aluminium profiles chromed, white or black.  
Glass standard height: 2000mm.  
Door with standard dimensions: 700mm.  
Minimum size for fixed panel: 250mm.  
Non standard dimensions : on request.  
Informe if the showerscreen will be fixed on a  
showertray.  
Specify dimensions on the order.  
Rectification support page 186 position 1.

Accessoires en laiton chromé, blanc au noir.  
Verre trempé de 8mm.  
Profilés en aluminium chromé, blanc au noir.  
Hauteur Standard : 2000mm.  
Dimension standard de la porte 700 mm.  
Largeur minimale pour panneau fixe: 250 mm.  
Dimension non standard - Sur Demande / Devis.  
Indiquer si l'application se fera sur un receveur de  
douche  
Spécifier les mesures exactes lors de la commande  
Aide à la prise de mesures - pag 186 - position 1.



LATERAL · SIDE · LATERAL



perfil  
profile  
profil

### ACABAMENTOS · FINISHINGS · FINITIONS

#### VIDRO GLASS VIDRO



Transparente  
Transparent  
Transparent



Novaglass  
Opaque



Foscagem Jacto Areia  
Sandblasting  
Sablage



Anti-calcário  
Coating  
Anti-calcaire

#### PERFIS PROFILE PROFIL



Branco  
White  
Blanc



Cromado  
Chromed  
Chromed



Preto  
Black  
Noir





# Frame PV90

## PERFIS · PROFILE · PROFIL

Dimensões Standard (C)  
Standard Dimensions (C)  
Dimensions Standard (C)

Branco  
White  
Blanc

Cromado  
Chromed  
Chromed

Preto  
Black  
Noir

### VIDRO · GLASS · VERRE

Transparente  
Transparent  
Transparent

Foscagem Jacto Areia  
Sandblasting  
Sablage  
Novaglass Opaque

Transparente  
Transparent  
Transparent

Foscagem Jacto Areia  
Sandblasting  
Sablage  
Novaglass Opaque

Transparente  
Transparent  
Transparent

Foscagem Jacto Areia  
Sandblasting  
Sablage  
Novaglass Opaque

≤140-160

161-180

181-200

### LATERAL · SIDE · LATERAL

70-80

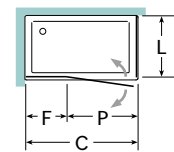
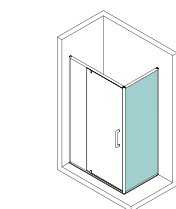
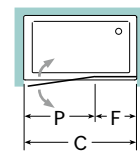
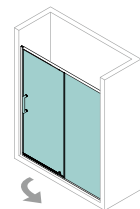
80-90

### NOTAS · NOTES · NOTES

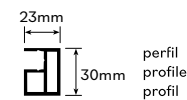
Acessórios em latão cromado, branco ou preto.  
Vidro temperado de 8mm.  
Perfis em alumínio cromado, branco ou preto.  
Altura standard do vidro: 2000mm.  
Porta com dimensões standard de 800mm.  
Largura mínima para fixo: 250mm.  
Dimensões não standard sob consulta.  
Definir medidas exatas na encomenda.  
Informar se a montagem da cabine é numa base.  
Apoio à retificação pag.186 posição 2

Accessories in brass chromed, white or black.  
8mm tempered glass.  
Aluminium profiles chromed, white or black.  
Glass standard height: 2000mm.  
Door with standard dimensions: 800mm.  
Minimum size for fixed panel: 250mm.  
Non standard dimensions : on request  
Informe if the showerscreen will be fixed on a showertray.  
Specify dimensions on the order.  
Rectification support: page 186 position 1.

Acessoires en laiton chromé, blanc au noir.  
Verre trempé de 8mm.  
Profils en aluminium chromé, blanc au noir.  
Hauteur Standard : 2000mm.  
Dimension standard de la porte 800 mm.  
Largeur minimale pour panneau fixe:250 mm.  
Dimension non standard - Sur Demande / Devis.  
Indiquer si l'application se fera sur un receveur de douche.  
Spécifier les mesures exactes lors de la commande  
Aide à la prise de mesures - pag 186 - position 1.



LATERAL · SIDE · LATERAL



perfil  
profile  
profil

### ACABAMENTOS · FINISHINGS · FINITIONS

#### VIDRO GLASS VIDRO



Transparente  
Transparent  
Transparent



Novaglass  
Opaque



Foscagem Jacto Areia  
Sandblasting  
Sablage



Anti-calcário  
Coating  
Anti-calcaire

#### PERFIS PROFILE PROFIL



Branco  
White  
Blanc



Cromado  
Chromed  
Chromed



Preto  
Black  
Noir



# Frame 200

## PERFIS · PROFILE · PROFIL

Dimensões Standard (C)  
Standard Dimensions (C)  
Dimensions Standard (C)

Branco  
White  
Blanc

Cromado  
Chromed  
Chromed

Preto  
Black  
Noir

### VIDRO · GLASS · VERRE

Transparente  
Transparent  
Transparent

Foscagem Jacto Areia  
Sandblasting  
Sablage  
Novaglass Opaque

Transparente  
Transparent  
Transparent

Foscagem Jacto Areia  
Sandblasting  
Sablage  
Novaglass Opaque

Transparente  
Transparent  
Transparent

Foscagem Jacto Areia  
Sandblasting  
Sablage  
Novaglass Opaque

≤140-160

161-180

181-200

### LATERAL · SIDE · LATERAL

70-80

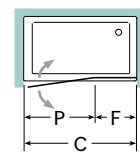
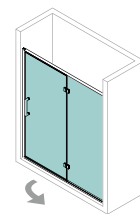
80-90

### NOTAS · NOTES · NOTES

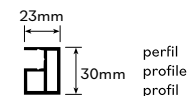
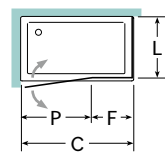
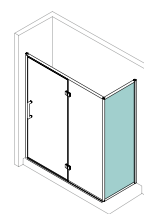
Accessórios em latão cromado, branco ou preto.  
Vidro temperado de 8mm.  
Perfis em alumínio cromado, branco ou preto.  
Altura standard do vidro: 2000mm.  
Porta com dimensões standard de 700mm.  
Largura mínima para fixo: 250mm.  
Dimensões não standard sob consulta.  
Definir medidas exatas na encomenda.  
Informar se a montagem da cabine é numa base.  
Apoio à retificação pag.186 posição 2

Accessories in brass chromed, white or black.  
8mm tempered glass.  
Aluminium profiles chromed, white or black.  
Class standard height: 2000mm.  
Door with standard dimensions: 700mm.  
Minimum size for fixed panel: 250mm.  
Non standard dimensions : on request  
Inform if the showerscreen will be fixed on a  
showertray.  
Specify dimensions on the order.  
Rectification support page 186 position 1.

Accessoires en laiton chromé, blanc au noir.  
Verre trempé de 8mm.  
Profils en aluminium chromé, blanc au noir.  
Hauteur Standard : 2000mm.  
Dimension standard de la porte 700 mm.  
Largeur minimale pour panneau fixe:250 mm.  
Dimension non standard - Sur Demande / Devis.  
Indiquer si l'application se fera sur un receveur de douche  
Spécifier les mesures exactes lors de la commande  
Aide à la prise de mesures - pag 186 - position 1.



LATERAL · SIDE · LATERAL



perfil  
profile  
profil

### ACABAMENTOS · FINISHINGS · FINITIONS

#### VIDRO GLASS VIDRO



Transparente  
Transparent  
Transparent



Novaglass  
Opaque



Foscagem Jacto Areia  
Sandblasting  
Sablage



Anti-calcário  
Coating  
Anti-calcaire

#### PERFIS PROFILE PROFIL



Branco  
White  
Blanc



Cromado  
Chromed  
Chromed



Preto  
Black  
Noir



# Frame 200 Plus

## PERFIS · PROFILE · PROFIL

Dimensões Standard (C+L)  
Standard Dimensions (C+L)  
Dimensions Standard (C+L)

Branco  
White  
Blanc

Cromado  
Chromed  
Chromed

Preto  
Black  
Noir

VIDRO · GLASS · VERRE

Transparente  
Transparent  
Transparent

Foscagem Jacto Areia  
Sandblasting  
Sablage  
Novaglass Opaque

Transparente  
Transparent  
Transparent

Foscagem Jacto Areia  
Sandblasting  
Sablage  
Novaglass Opaque

Transparente  
Transparent  
Transparent

Foscagem Jacto Areia  
Sandblasting  
Sablage  
Novaglass Opaque

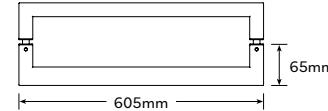
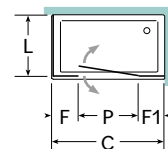
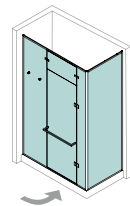
200-220  
221-240  
241-260

## NOTAS · NOTES · NOTES

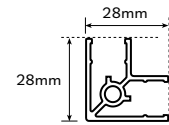
Acessórios em latão cromado, branco ou preto.  
Vidro temperado de 10mm.  
Perfis em alumínio cromado, branco ou preto.  
Altura standard do vidro: 2400mm.  
Porta com dimensões standard de 700 x 2000mm.  
Largura mínima para fixo: 250mm.  
Dimensões não standard sob consulta.  
Definir medidas exatas na encomenda.  
Informar se a montagem da cabine é numa base.  
Apoio à retificação pag.186 posição 6.  
Bandeira rotativa a 360°

Accessories in brass chromed, white or black  
10mm tempered glass.  
Aluminium profiles chromed, white or black.  
Glass standard height: 2400mm.  
Door with standard dimensions: 700 x 2000mm.  
Minimum size for fixed panel: 250mm.  
Non standard dimensions : on request  
Specify dimensions on the order.  
Inform if the showerscreen will be fixed on a  
showertray.  
Rectification support page 186 position 6.  
Glass above the door with 360° rotation

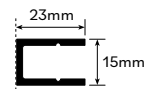
Verre trempé de 8mm.  
Profilés en aluminium chromé, noir ou blanc.  
Hauteur Standard : 2400mm.  
Porte avec taille standard de 700 x 2000mm.  
Largeur minimale pour panneau fixe:250 mm.  
Dimension non standard – Sur Demande / Devis  
Spécifier les mesures exactes lors de la comande  
Indiquer si l'application se fera sur un receveur de  
douche  
Aide à la prise de mesures – pag 186 – position 6  
Verre au-dessus de la porte rotatif à 360°



toalheiro  
towel rack  
porte-serviettes



perfil de canto  
aluminum corner profile  
profilé d'angle



perfil de parede  
wall profile  
profil mural

## ACABAMENTOS · FINISHINGS · FINITIONS

VIDRO  
GLASS  
VIDRO



Transparente  
Transparent  
Transparent



Novaglass  
Opaque



Foscagem Jacto Areia  
Sandblasting  
Sablage



Anti-calcário  
Coating  
Anti-calcaire

PERFIS  
PROFILE  
PROFIL



Branco  
White  
Blanc



Cromado  
Chromed  
Chromed



Preto  
Black  
Noir



# Frame 100 Plus

## PERFIS · PROFILE · PROFIL

Dimensões Standard (C)  
Standard Dimensions (C)  
Dimensions Standard (C)

Branco  
White  
Blanc

Cromado  
Chromed  
Chromed

Preto  
Black  
Noir

### VIDRO · GLASS · VERRE

Transparente  
Transparent  
Transparent

Foscagem Jacto Areia  
Sandblasting  
Sablage

Transparente  
Transparent  
Transparent

Foscagem Jacto Areia  
Sandblasting  
Sablage

Transparente  
Transparent  
Transparent

Foscagem Jacto Areia  
Sandblasting  
Sablage

Novaglass Opaque

Novaglass Opaque

Novaglass Opaque

≤ 140

141-160

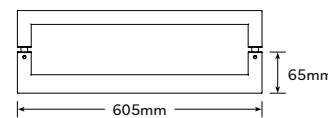
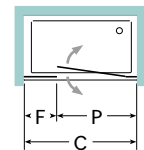
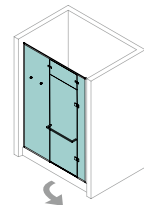
161-180

### NOTAS · NOTES · NOTES

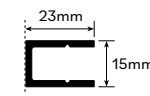
Acessórios em latão cromado, branco ou preto.  
Vidro temperado de 10mm.  
Perfis em alumínio cromado, branco ou preto.  
Altura standard do vidro: 2400mm.  
Porta com dimensões standard de 700 x 2000mm.  
Largura mínima para fixo: 250mm.  
Dimensões não standard sob consulta.  
Definir medidas exatas na encomenda.  
Apoio à retificação pag.186 posição 5  
Bandeira rotativa a 360°

Accessories in brass chromed, white or black  
10mm tempered glass.  
Aluminium profiles chromed, white or black.  
Glass standard height: 2400mm.  
Door with standard dimensions: 700 x 2000mm.  
Minimum size for fixed panel: 250mm.  
Non standard dimensions : on request  
Specify dimensions on the order.  
Rectification support page 186 position 5.  
Glass above the door with 360° rotation

Accessoires en laiton chromé, noir ou Blanc.  
Verre trempé de 8mm.  
Profils en aluminium chromé, noir ou blanc.  
Hauteur Standard : 2400mm.  
Porte avec taille standard de 700 x 2000mm.  
Largeur minimale pour panneau fixe: 250 mm.  
Dimension non standard – Sur Demande / Devis  
Spécifier les mesures exactes lors de la commande  
Aide à la prise de mesures – pag 186 – position 5  
Verre au-dessus de la porte rotatif à 360°



toalheiro  
towel rack  
porte-serviettes



perfil de parede  
wall profile  
profil mural

### ACABAMENTOS · FINISHINGS · FINITIONS

#### VIDRO GLASS VIDRO



Transparente  
Transparent  
Transparent



Novaglass  
Opaque



Foscagem Jacto Areia  
Sandblasting  
Sablage



Anti-calcário  
Coating  
Anti-calcaire

#### PERFIS PROFILE PROFIL



Branco  
White  
Blanc



Cromado  
Chromed  
Chromed



Preto  
Black  
Noir



# E920

## PERFIS · PROFILE · PROFIL

Dimensões Standard (P)  
Standard Dimensions (P)  
Dimensions Standard (P)

Cromado  
Chromed  
Chromed

## VIDRO · GLASS · VERRE

Transparente  
Transparent  
Transparent

Foscagem Jacto Areia  
Sandblasting  
Sablage  
Novaglass Opaque

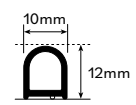
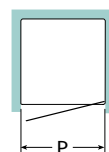
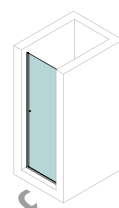
70  
80  
90

## NOTAS · NOTES · NOTES

Acessórios em latão cromado ou branco.  
Vidro temperado de 6mm.  
Perfis em alumínio cromado.  
Altura standard: 2000mm.  
Vidro transparente reversível.  
Dimensões não standard sob consulta.  
Definir medidas exatas na encomenda.  
Altura limitada a 2100mm.  
Modelo sem afinação.  
Apoio à retificação pag. 190 posição 1

Accessories in brass chromed or white.  
6mm tempered glass.  
Aluminium profiles chromed.  
Glass standard height: 2000mm.  
Clear glass reversible.  
Non standard dimensions : on request  
Specify dimensions on the order.  
Height limited to 2100 mm.  
Model without adjustment.  
Rectification support page 190 position 1.

Accessoires en laiton chromé au blanc.  
Verre trempé de 6mm.  
Profils en aluminium chromé.  
Hauteur Standard : 2000mm.  
Verre transparente réversible.  
Dimension non standard - Sur Demande / Devis.  
Spécifier les mesures exactes lors de la comande  
Hauteur limitée à 2100 mm.  
Modèle sans réglage.  
Aide à la prise de mesures - pag 190 - posição 1.



perfil de chão  
floor profile  
profil de sol

## ACABAMENTOS · FINISHINGS · FINITIONS

VIDRO  
GLASS  
VIDRO



Transparente  
Transparent  
Transparent



Novaglass  
Opaque



Foscagem Jacto Areia  
Sandblasting  
Sablage



Anti-calcário  
Coating  
Anti-calcaire

PERFIS  
PROFILE  
PROFIL



Cromado  
Chromed  
Chromed



## PERFIS · PROFILE · PROFIL

Dimensões Standard (C)  
Standard Dimensions (C)  
Dimensions Standard (C)

Cromado  
Chromed  
Chromed

## VIDRO · GLASS · VERRE

Transparente  
Transparent  
Transparent

Foscagem Jacto Areia  
Sandblasting  
Sablage  
Novaglass Opaque

≤ 100

101-120

121-140

141-160

## LATERAL · SIDE · LATERAL

70-80

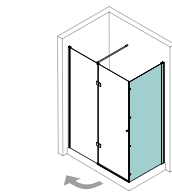
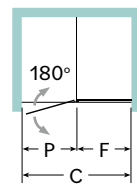
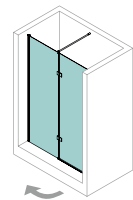
81-91

## NOTAS · NOTES · NOTES

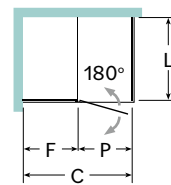
Acessórios em latão cromado.  
Vidro temperado de 6mm.  
Perfis em alumínio cromado ou branco.  
Altura standard do vidro: 2000mm  
Fecho com vedante balão.  
Largura mínima do fixo: 250mm.  
Dimensões não standard sob consulta.  
Definir medidas exatas na encomenda.  
Altura limitada a 2100mm.  
Porta limitada a 900mm.  
Apoio à retificação pag.186 posição 1

Accessories in brass chromed .  
6mm tempered glass.  
Aluminium profiles chromed or white.  
Glass standard height: 2000mm  
Closure with balloon seal.  
Minimum fixed width: 250mm.  
Non standard dimensions : on request  
Specify dimensions on the order.  
Height limited to 2100 mm.  
Door limited to 900mm.  
Rectification support page 186 position 1

Acessoires en laiton chromé.  
Verre trempé de 6mm.  
Profilés en aluminium chromé ou blanc .  
Hauteur Standard : 2000mm.  
Fermeture avec Joint Levre Souple  
Largeur minimum pour fixe : 250mm.  
Dimension non standard - Sur Demande / Devis  
Spécifier les mesures exactes lors de la commande  
Hauteur limitée à 2100 mm.  
Porte limitée à 900 mm.  
Aide à la prise de mesures - pag 186 - position 1



LATERAL · SIDE · LATERAL



perfil de chão  
floor profile  
profil de sol



perfil de parede  
wall profile  
profil mural

## ACABAMENTOS · FINISHINGS · FINITIONS

### VIDRO GLASS VIDRO



Transparente  
Transparent  
Transparent



Novaglass  
Opaque



Foscagem Jacto Areia  
Sandblasting  
Sablage



Anti-calcário  
Coating  
Anti-calcaire

### PERFIS PROFILE PROFIL



Cromado  
Chromed  
Chromed



# ARQ90

## PERFIS · PROFILE · PROFIL

Dimensões Standard (C)  
Standard Dimensions (C)  
Dimensions Standard (C)

Cromado  
Chromed  
Chromed

## VIDRO · GLASS · VERRE

Transparente  
Transparent  
Transparent

Foscagem Jacto Areia  
Sandblasting  
Sablage  
Novaglass Opaque

100-120  
121-140  
141-160  
161-180

## LATERAL · SIDE · LATERAL

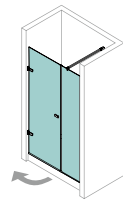
70-80  
81-91

## NOTAS · NOTES · NOTES

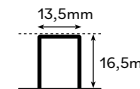
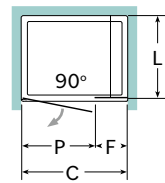
Accessórios em latão cromado.  
Vidro temperado de 8mm.  
Perfis em alumínio cromado.  
Altura standard do vidro: 2000mm.  
Porta com dimensões standard de 700mm.  
Porta limitada a 900mm.  
Fecho com vedante aba rígida.  
Dimensões não standard sob consulta.  
Definir medidas exatas na encomenda.  
Informar se a montagem da cabine é numa base.  
Largura mínima do fixo 250mm  
Apoio à retificação pag.186 posição 1

Accessories in brass chromed.  
8mm tempered glass.  
Aluminium profiles chromed.  
Glass standard height: 2000mm.  
Door with standard size: 700mm.  
Door limited to 900 mm.  
Closure with rigid flap.  
Non standard dimensions : on request  
Informe if the showerscreen will be fixed on a  
showertray.  
Specify dimensions on the order.  
Minimum size for fixed panel: 250mm.  
Rectification support page 186 position 1

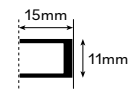
Accessoires en laiton chromé.  
Verre trempé de 8mm.  
Profilés en aluminium chromé.  
Hauteur Standard : 2000mm.  
Portes avec taille standard de 700mm.  
Porte limitée à 900 mm.  
Fermoir avec joint à rabat rigide.  
Dimension non standard - Sur Demande / Devis.  
Indiquer si l'application se fera sur un receveur de  
douche  
Spécifier les mesures exactes lors de la commande  
Largeur minimale pour panneau fixe: 250 mm.  
Aide à la prise de mesures - pag 186 - position 1



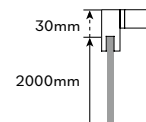
LATERAL · SIDE · LATERAL



perfil de chão  
floor profile  
profil de sol



perfil de parede  
wall profile  
profil mural



Altura do resguardo - sistema de fixação  
Height of the cabin - fixation systems  
Hauteur de l'écran - systèmes de fixation

## ACABAMENTOS · FINISHINGS · FINITIONS

### VIDRO GLASS VIDRO



Transparente  
Transparent  
Transparent



Novaglass  
Opaque



Foscagem Jacto Areia  
Sandblasting  
Sablage



Anti-calcário  
Coating  
Anti-calcaire

### PERFIS PROFILE PROFIL



Cromado  
Chromed  
Chromed



# ARQ100

## PERFIS · PROFILE · PROFIL

Dimensões Standard (C)  
Standard Dimensions (C)  
Dimensions Standard (C)

Cromado  
Chromed  
Chromed

### VIDRO · GLASS · VERRE

Transparente  
Transparent  
Transparent

Foscagem Jacto Areia  
Sandblasting  
Sablage  
Novaglass Opaque

141-160  
161-180

### LATERAL · SIDE · LATERAL

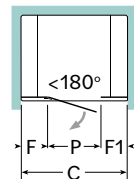
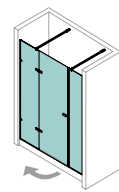
70-80  
81-91

## NOTAS · NOTES · NOTES

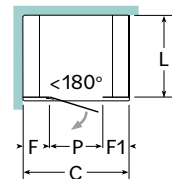
Acessórios em latão cromado.  
Vidro temperado de 8mm.  
Perfis em alumínio cromado.  
Altura standard do vidro: 2000mm.  
Fecho com vedante pestana rígida.  
Porta com dimensão standard de 700mm.  
Porta limitada a 900mm.  
Acresce altura do sistema de fixação (+30mm).  
Vidro transparente reversível.  
Dimensões não standard sob consulta.  
Definir medidas exatas na encomenda.  
Largura mínima do fixo 250mm.  
Apoio à retificação pag.186 posição 1.

Accessories in brass chromed.  
8mm tempered glass.  
Aluminium profiles chromed.  
Glass standard height: 2000mm.  
Closure with rigid flap.  
Door with standard size: 700mm.  
Door limited to 900 mm.  
Height addition of fixation system (+30mm).  
Clear glass reversible.  
Non standard dimensions : on request.  
Specify exactly dimensions on the order.  
Minimum size for fixed panel: 250mm.  
Rectification support page 186 position 1.

Accessoires en laiton chromé.  
Verre trempé de 8mm.  
Profilés en aluminium chromé.  
Hauteur Standard : 2000mm.  
Fermeur avec joint à rabat rigide.  
Portes avec taille standard de 700mm.  
Porte limitée à 900 mm.  
30 mm de plus avec le système de fixation  
Verre transparente réversible.  
Dimension non standard – Sur Demande / Devis.  
Spécifier les mesures exactes lors de la commande.  
Largeur minimale pour panneau fixe: 250 mm.  
Aide à la prise de mesures – pag 186 – position 1.



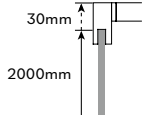
LATERAL · SIDE · LATERAL



13,5mm  
16,5mm  
perfil de chão  
floor profile  
profil de sol



15mm  
11mm  
perfil de parede  
wall profile  
profil mural



30mm  
2000mm  
Altura do resguardo - sistema de fixação  
Height of the cabin - fixation systems  
Hauteur de l'écran - systèmes de fixation

## ACABAMENTOS · FINISHINGS · FINITIONS

### VIDRO GLASS VIDRO



Transparente  
Transparent  
Transparent



Novaglass  
Opaque



Foscagem Jacto Areia  
Sandblasting  
Sablage



Anti-calcário  
Coating  
Anti-calcaire

### PERFIS PROFILE PROFIL



Cromado  
Chromed  
Chromed





# ARQ150

## PERFIS · PROFILE · PROFIL

Dimensões Standard (C)  
Standard Dimensions (C)  
Dimensions Standard (C)

Cromado  
Chromed  
Chromed

## VIDRO · GLASS · VERRE

Transparente  
Transparent  
Transparent

Foscagem Jacto Areia  
Sandblasting  
Sablage  
Novaglass Opaque

100-120  
121-140  
141-160  
161-180

## LATERAL · SIDE · LATERAL

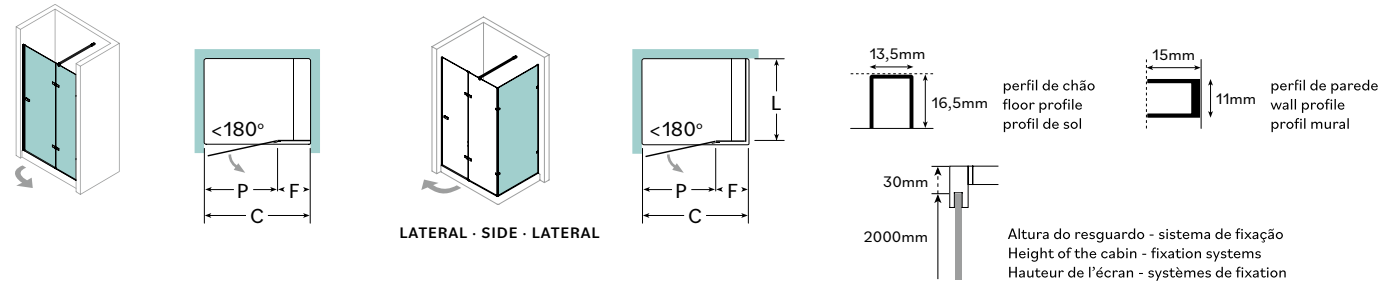
70-80  
81-91

## NOTAS · NOTES · NOTES

Accessórios em latão cromado.  
Vidro temperado de 8mm.  
Perfis em alumínio cromado.  
Altura standard do vidro: 2000mm  
Fecho com vedante aba rígida.  
Porta com dimensão standard de 700mm.  
Porta limitada a 900mm.  
Acresce altura do sistema de fixação (+30mm).  
Vidro transparente reversível.  
Dimensões não standard sob consulta.  
Definir medidas exatas na encomenda.  
Informar se a montagem da cabine é numa base.  
Largura mínima do fixo 250mm  
Apoio à retificação pag.186 posição 1

Accessories in brass chromed.  
8mm tempered glass.  
Aluminium profiles chromed.  
Glass standard height: 2000mm  
Closure with rigid flap.  
Door with standard size: 700mm.  
Door limited to 900 mm.  
Height addition of fixation system (+30mm).  
Clear glass reversible.  
Non standard dimensions : on request  
Specify dimensions on the order.  
Informe if the showerscreen will be fixed on a  
showertray.  
Minimum size for fixed panel: 250mm.  
Rectification support page 186 position 1.

Accessoires en laiton chromé.  
Verre trempé de 8mm.  
Profils en aluminium chromé.  
Hauteur Standard : 2000mm.  
Fermeoir avec joint à rabat rigide.  
Portes avec taille standard de 700mm.  
Porte limitée à 900 mm.  
30 mm de plus avec le système de fixation  
Verre transparente réversible.  
Dimension non standard – Sur Demande / Devis.  
Indiquer si l'application se fera sur un receveur de  
douche  
Spécifier les mesures exactes lors de la commande  
Largeur minimale pour panneau fixe: 250 mm.  
Aide à la prise de mesures – pag 186 – position 1.



## ACABAMENTOS · FINISHINGS · FINITIONS

### VIDRO GLASS VIDRO



Transparente  
Transparent  
Transparent



Novaglass  
Opaque



Foscagem Jacto Areia  
Sandblasting  
Sablage



Anti-calcário  
Coating  
Anti-calcaire

### PERFIS PROFILE PROFIL



Cromado  
Chromed  
Chromed



# ARQ920

## PERFIS · PROFILE · PROFIL

Dimensões Standard (P)  
Standard Dimensions (P)  
Dimensions Standard (P)

Cromado  
Chromed  
Chromed

## VIDRO · GLASS · VERRE

Transparente  
Transparent  
Transparent

Foscagem Jacto Areia  
Sandblasting  
Sablage  
Novaglass Opaque

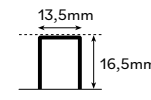
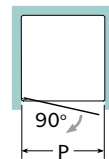
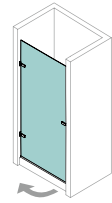
80  
90  
100

## NOTAS · NOTES · NOTES

Acessórios em latão cromado.  
Vidro temperado de 8mm.  
Perfis em alumínio cromado.  
Altura standard do vidro: 2000mm  
Fecho com vedante aba rígida.  
Vidro transparente reversível.  
Dimensões não standard sob consulta.  
Definir medidas exatas na encomenda.  
Informar se a montagem da cabine é numa base.  
Modelo sem afinação.  
Apoio à retificação pag.186 posição 1

Accessories in brass chromed.  
8mm tempered glass.  
Aluminium profiles chromed.  
Glass standard height: 2000mm  
Closure with rigid flap.  
Clear glass reversible.  
Non standard dimensions : on request  
Specify dimensions on the order.  
Informe if the showerscreen will be fixed on a  
showertray.  
Model without adjustment.  
Rectification support page 186 position 1.

Accessoires en laiton chromé.  
Verre trempé de 8mm.  
Profilés en aluminium chromé.  
Hauteur Standard : 2000mm.  
Fermeur avec joint à rabat rigide.  
Verre transparente réversible.  
Dimension non standard - Sur Demande / Devis.  
Indiquer si l'application se fera sur un receveur de  
douche  
Spécifier les mesures exactes lors de la commande  
Modèle sans réglage.  
Aide à la prise de mesures - pag 186 - position 1.



perfil de chão  
floor profile  
profil de sol

## ACABAMENTOS · FINISHINGS · FINITIONS

### VIDRO GLASS VIDRO



Transparente  
Transparent  
Transparent



Novaglass  
Opaque



Foscagem Jacto Areia  
Sandblasting  
Sablage



Anti-calcário  
Coating  
Anti-calcaire

### PERFIS PROFILE PROFIL



Cromado  
Chromed  
Chromed



# ARQ950

## PERFIS · PROFILE · PROFIL

Dimensões Standard (P+L)  
Standard Dimensions (P+L)  
Dimensions Standard (P+L)

Cromado  
Chromed  
Chromed

## VIDRO · GLASS · VERRE

Transparente  
Transparent  
Transparent

Foscagem Jacto Areia  
Sandblasting  
Sablage  
Novaglass Opaque

≤ 180

181-200

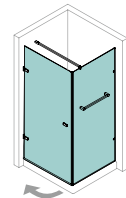
201-200

## NOTAS · NOTES · NOTES

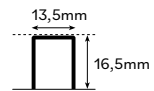
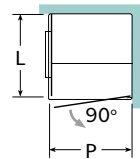
Accessórios em latão cromado ou preto.  
Vidro temperado de 8mm.  
Perfis em alumínio cromado ou preto.  
Altura standard do vidro: 2000mm  
Porta limitada a 900mm.  
Fecho magnético.  
Toalheiro incluído.  
Dimensões não standard sob consulta.  
Definir medidas exatas na encomenda.  
Informar se a montagem da cabine é numa base.  
Apoio à retificação pag.186 posição 2

Accessories in brass chromed or black.  
8mm tempered glass.  
Aluminium profiles chromed or black.  
Glass standard height: 2000mm  
Door limited to 900 mm.  
Magnetic closure.  
Towel rack included  
Non standard dimensions : on request  
Specify dimensions on the order.  
Informe if the showerscreen will be fixed on a  
showertray.  
Rectification support, page 186 position 2

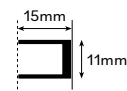
Accessoires en laiton chromé au Noir.  
Verre trempé de 8mm.  
Profils en aluminium chromé au Noir.  
Hauteur Standard : 2000mm.  
Porte limitée à 900 mm.  
Fermeture magnétique  
Porte-serviettes inclus.  
Dimension non standard – Sur Demande / Devis.  
Indiquer si l'application se fera sur un receveur de  
douche  
Spécifier les mesures exactes lors de la commande  
Aide à la prise de mesures – pag 186 – position 2.



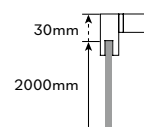
LATERAL · SIDE · LATERAL



perfil de chão  
floor profile  
profil de sol



perfil de parede  
wall profile  
profil mural



Altura do resguardo - sistema de fixação  
Height of the cabin - fixation systems  
Hauteur de l'écran - systèmes de fixation

## ACABAMENTOS · FINISHINGS · FINITIONS

### VIDRO GLASS VIDRO



Transparente  
Transparent  
Transparent



Novaglass  
Opaque



Foscagem Jacto Areia  
Sandblasting  
Sablage



Anti-calcário  
Coating  
Anti-calcaire

### PERFIS PROFILE PROFIL



Cromado  
Chromed  
Chromed



PERFIS · PROFILE · PROFIL

Dimensões Standard (C)  
Standard Dimensions (C)  
Dimensions Standard (C)

Cromado  
Chromed  
Chromed

VIDRO · GLASS · VERRE

Transparente  
Transparent  
Transparent

Foscagem Jacto Areia  
Sandblasting  
Sablage  
Novaglass Opaque

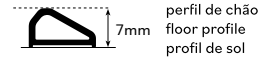
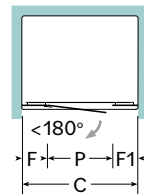
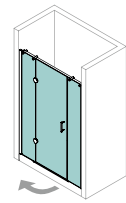
100-120  
121-140  
141-160

NOTAS · NOTES · NOTES

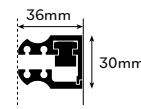
Acessórios em latão cromado.  
Vidro temperado 8mm.  
Fecho com pestana rígida.  
Perfis em alumínio cromado.  
Altura standard do vidro: 2000mm  
Largura mínima para fixo: 250mm.  
Porta com dimensão standard de 700mm.  
Dimensão máxima da porta 900mm.  
Dimensões não standard sob consulta.  
Definir medidas exatas na encomenda.  
Informar se a montagem da cabine é numa base.  
Apoio à retificação pag.186 posição 1

Accessories in brass chromed.  
8mm tempered glass.  
Closure with rigid flap.  
Aluminium profiles chromed.  
Glass standard height: 2000mm  
Minimum width for fixed: 250mm.  
Door with standard size: 700mm.  
Maximum dimension for the door 900mm.  
on standard dimensions : on request  
Specify dimensions on the order.  
Inform if the showerscreen will be fixed on a showertray.  
Rectification support page 186 position 1

Accessoires en laiton chromé.  
Verre trempé de 8mm.  
Fermeture avec joint à rabat rigide.  
Profilés en aluminium chromé.  
Hauteur Standard : 2000mm.  
Largeur minimum pour fixe : 250mm.  
Portes avec taille standard de 700mm.  
Dimension maximale pour la porte 900mm.  
Dimension non standard – Sur Demande / Devis.  
Indiquer si l'application se fera sur un receveur de douche  
Spécifier les mesures exactes lors de la commande  
Aide à la prise de mesures – pag 186 – position 1.



perfil de chão  
floor profile  
profil de sol



perfil de parede  
wall profile  
profil mural

ACABAMENTOS · FINISHINGS · FINITIONS

VIDRO  
GLASS  
VIDRO



Transparente  
Transparent  
Transparent



Novaglass  
Opaque



Foscagem Jacto Areia  
Sandblasting  
Sablage



Anti-calcário  
Coating  
Anti-calcaire

PERFIS  
PROFILE  
PROFIL



Cromado  
Chromed  
Chromed



# PR150

## PERFIS · PROFILE · PROFIL

Dimensões Standard (C)  
Standard Dimensions (C)  
Dimensions Standard (C)

Cromado  
Chromed  
Chromed

### VIDRO · GLASS · VERRE

Transparente  
Transparent  
Transparent

Foscagem Jacto Areia  
Sandblasting  
Sablage  
Novaglass Opaque

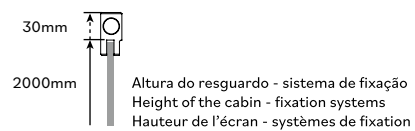
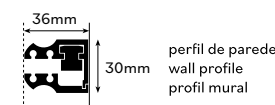
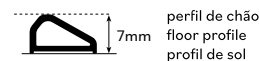
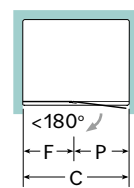
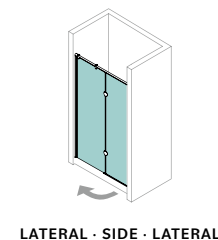
100-120  
121-140  
141-160  
161-180

### NOTAS · NOTES · NOTES

Accessórios em latão cromado.  
Vidro temperado 8mm.  
Fecho com pestana rígida.  
Perfis em alumínio cromado.  
Altura standard do vidro: 2000mm.  
Largura mínima para fixo: 250mm.  
Porta com dimensão standard de 700mm.  
Dimensão máxima da porta 900mm.  
Acresce altura do sistema de fixação (+30mm).  
Dimensões não standard sob consulta.  
Definir medidas exatas na encomenda.  
Informar se a montagem da cabine é numa base.  
Apoio à retificação pag.186 posição 1

Accessories in brass chromed.  
8mm tempered glass.  
Closure with rigid flap.  
Aluminium profiles chromed.  
Glass standard height: 2000mm.  
Minimum width for fixed: 250mm.  
Door with standard size: 700mm.  
Maximum dimension of the door 900mm.  
Height addition of the fixation system (+ 30mm).  
Non standard dimensions : on request  
Specify dimensions on the order.  
Inform if the showerscreen will be fixed on a  
showertray.  
Rectification support page 186 position 1

Accessoires en laiton chromé.  
Verre trempé de 8mm.  
Fermeir avec joint à rabat rigide.  
Profilés en aluminium chromé au blanc.  
Hauteur Standard : 2000mm.  
Largeur minimum pour fixe : 250mm.  
Portes avec taille standard de 700mm.  
Dimension maximale de la porte 900mm.  
30 mm de plus avec le système de fixation  
Dimension non standard - Sur Demande / Devis.  
Indiquer si l'application se fera sur un receveur de  
douche  
Spécifier les mesures exactes lors de la commande  
Aide à la prise de mesures - pag 186 - position 1.



### ACABAMENTOS · FINISHINGS · FINITIONS

#### VIDRO GLASS VIDRO



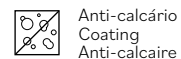
Transparente  
Transparent  
Transparent



Novaglass  
Opaque



Foscagem Jacto Areia  
Sandblasting  
Sablage



Anti-calcário  
Coating  
Anti-calcaire

#### PERFIS PROFILE PROFIL



Cromado  
Chromed  
Chromed



# PR200

## PERFIS · PROFILE · PROFIL

Dimensões Standard (C+L)  
Standard Dimensions (C+L)  
Dimensions Standard (C+L)

Cromado  
Chromed  
Chromed

### VIDRO · GLASS · VERRE

Transparente  
Transparent  
Transparent

Foscagem Jacto Areia  
Sandblasting  
Sablage  
Novaglass Opaque

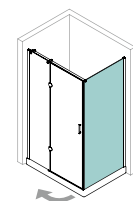
180-200  
201-220  
221-240

### NOTAS · NOTES · NOTES

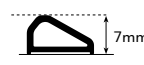
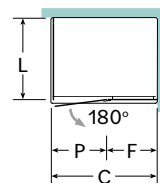
Acessorios em latao cromado.  
Fecho magnetico.  
Vidro temperado de 8mm.  
Perfis em aluminio cromado.  
Altura standard: 2000mm.  
Porta com dimensoes de 700mm.  
Largura minima para fixo: 250mm.  
Dimensao maxima da porta 900mm.  
Dimensoes nao standard: sob consulta  
Informar se a montagem da cabine e numa base\*  
Definir medidas exactas na encomenda.  
Apoio à rectificação pag.188 posição 2.

Brass fittings.  
Magnetic closure.  
8mm tempered glass.  
Aluminium profiles chromed.  
Standard height: 2000mm.  
Door with standard size: 700mm.  
Minimum size for fixed panel: 250mm.  
Maximum dimension of the door 900mm.  
Non standard dimensions: on request.  
Informe if the showerscreen will be fixed  
on a showertray\*  
Specify sizes on the order.  
Rectification support page 188 position 2.

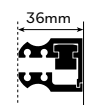
Acessorios en laton chrome.  
Fermeture magnetique.  
Verre trempé de 8mm.  
Profils en aluminium chrome.  
Hauteur standard: 2000mm.  
Porte avec taille standard de 700mm.  
Largeur minimale pour panneau fixe: 250 mm.  
Dimension maximale de la porte 900mm  
Dimension non standard : Sur demande / Devis  
Informar si la paroi de douche sera installe sur un  
receveur\*  
Specifiez les mesures exactes lors de la commande.  
Aide à la prise de mesures pag. 188 position 2



LATERAL · SIDE · LATERAL



perfil de chão  
floor profile  
profil de sol



perfil de parede  
wall profile  
profil mural

### ACABAMENTOS · FINISHINGS · FINITIONS

#### VIDRO GLASS VIDRO



Transparente  
Transparent  
Transparent



Novaglass  
Opaque



Foscagem Jacto Areia  
Sandblasting  
Sablage



Anti-calcário  
Coating  
Anti-calcaire

#### PERFIS PROFILE PROFIL



Cromado  
Chromed  
Chromed



# IT300

## PERFIS · PROFILE · PROFIL

Dimensões Standard (C)  
Standard Dimensions (C)  
Dimensions Standard (C)

Cromado  
Chromed  
Chromed

## VIDRO · GLASS · VERRE

Transparente  
Transparent  
Transparent

Foscagem Jacto Areia  
Sandblasting  
Sablage  
Novaglass Opaque

100-120  
121-140  
141-160

## LATERAL · SIDE · LATERAL

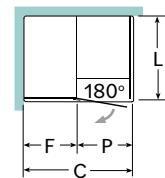
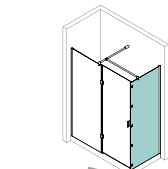
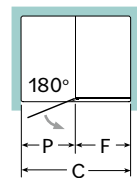
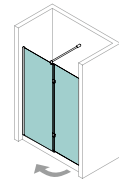
70-80  
81-91

## NOTAS · NOTES · NOTES

Acessórios em latão cromado.  
Vidro temperado 6mm.  
Fecho magnético  
Perfis em alumínio cromado.  
Altura standard do vidro: 2000mm  
Porta com dimensão de 700mm.  
Acresce altura do sistema de fixação (+40mm).  
Dimensões não standard sob consulta.  
Definir medidas exatas na encomenda.  
Informar se a montagem da cabine é numa base.  
Altura limitada a 2100mm.  
Porta limitada a 900mm.  
Apoio à retificação pag.186 posição 1

Accessories in brass chromed.  
6mm tempered glass.  
Magnetic closure.  
Aluminium profiles chromed.  
Glass standard height: 2000mm  
Door standard dimensions: 700mm.  
Height addition of the fixation system (+ 40mm)  
Non standard dimensions : on request  
Specify dimensions on the order.  
Informe if the showerscreen will be fixed on a  
showertray.  
Height limited to 2100 mm.  
Door limited to 900 mm.  
Rectification support, page 186 position 1

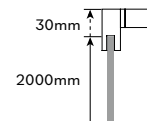
Accessoires en laiton chromé.  
Verre trempé de 6mm.  
Fermeture magnétique  
Profils en aluminium chromé.  
Hauteur Standard : 2000mm.  
Porte avec taille standard de 700mm.  
40 mm de plus avec le système de fixation  
Dimension non standard - Sur Demande / Devis.  
Indiquer si l'application se fera sur un receveur de  
douche  
Spécifier les mesures exactes lors de la commande  
Hauteur limitée à 2100 mm  
Porte limitée à 900 mm.  
Aide à la prise de mesures - pag 186 - position 1.



LATERAL · SIDE · LATERAL



perfil de chão  
floor profile  
profil de sol



Altura do resguardo - sistema de fixação  
Height of the cabin - fixation systems  
Hauteur de l'écran - systèmes de fixation

## ACABAMENTOS · FINISHINGS · FINITIONS

### VIDRO GLASS VIDRO



Transparente  
Transparent  
Transparent



Novaglass  
Opaque



Foscagem Jacto Areia  
Sandblasting  
Sablage



Anti-calcário  
Coating  
Anti-calcaire

### PERFIS PROFILE PROFIL



Cromado  
Chromed  
Chromed



PERFIS · PROFILE · PROFIL

Dimensões Standard (C)  
Standard Dimensions (C)  
Dimensions Standard (C)

Branco  
White  
Blanc

Metalizado  
Methalized  
Métalliques

Cromado  
Chromed  
Chromed

VIDRO · GLASS · VERRE

Transparente  
Transparent  
Transparent

Foscagem Jacto Areia  
Sandblasting  
Sablage

Transparente  
Transparent  
Transparent

Foscagem Jacto Areia  
Sandblasting  
Sablage

Transparente  
Transparent  
Transparent

Foscagem Jacto Areia  
Sandblasting  
Sablage

Novaglass Opaque

Novaglass Opaque

Novaglass Opaque

100-120

121-140

141-160

LATERAL · SIDE · LATERAL

70-80

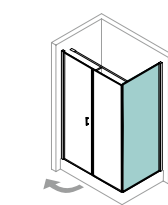
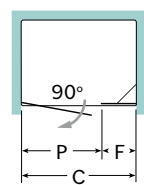
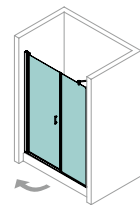
81-91

NOTAS · NOTES · NOTES

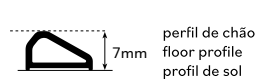
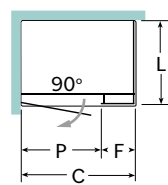
Accessórios em latão cromado.  
Fecho magnético.  
Painéis em vidro temperado de 6mm.  
Perfis em alumínio lacado branco, metalizado ou cromado.  
Altura standard do vidro: 2000mm.  
Porta com dimensão standard de 700mm.  
Acresce a altura do sistema de fixação (+50mm).  
Largura mínima (F): 200mm.  
(F) > 400mm fixador 90° obrigatório.  
Dimensões não standard: agravamento até 50%.  
Definir medidas exactas na encomenda.

Brass fittings.  
Magnetic closure.  
Panels in tempered glass of 6mm.  
Aluminium profiles lacquered white, methalized or chromed.  
Glass standard height: 2000mm.  
Door with standard size :700mm.  
Height addition of the fixation system (+50mm).  
Minimum size (F): 200mm.  
(F) > 400mm 90° fixer required.  
Non standard dimensions: until 50%.  
Specify exactly sizes on the order.

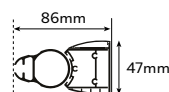
Accessoires en laiton chromé.  
Fermeture magnétique.  
Panneaux en verre trempé de 6mm.  
Profils en aluminium laqué blanc, métalliques ou en chrome.  
Hauteur standard de verre: 2000mm  
Porte avec taille standard de 700mm.  
De plus, la hauteur du système de fixation (+50mm).  
Largeur minimale (F): 200mm.  
(F) > 400 mm - raidisseur 90° obligatoire  
Dimension non standard : augmentation jusque 50%.  
Spécifier les mesures exactes lors de la commande.



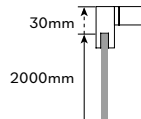
LATERAL · SIDE · LATERAL



perfil de chão  
floor profile  
profil de sol



perfil de parede  
wall profile  
profil mural



Altura do resguardo - sistema de fixação  
Height of the cabin - fixation systems  
Hauteur de l'écran - systèmes de fixation

ACABAMENTOS · FINISHINGS · FINITIONS

VIDRO  
GLASS  
VIDRO



Transparente  
Transparent  
Transparent



Novaglass  
Opaque



Foscagem Jacto Areia  
Sandblasting  
Sablage



Anti-calcário  
Coating  
Anti-calcaire

PERFIS  
PROFILE  
PROFIL



Branco  
White  
Blanc



Metalizado  
Methalized  
Métalliques



Cromado  
Chromed  
Chromed





# Maria

## PERFIS · PROFILE · PROFIL

Dimensões Standard (P+L)  
Standard Dimensions (P+L)  
Dimensions Standard (P+L)

Branco  
White  
Blanc

Metalizado  
Methalized  
Métalliques

Cromado  
Chromed  
Chromed

### VIDRO · GLASS · VERRE

Transparente  
Transparent  
Transparent

Foscagem Jacto Areia  
Sandblasting  
Sablage

Transparente  
Transparent  
Transparent

Foscagem Jacto Areia  
Sandblasting  
Sablage

Transparente  
Transparent  
Transparent

Foscagem Jacto Areia  
Sandblasting  
Sablage

Novaglass Opaque

Novaglass Opaque

Novaglass Opaque

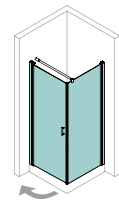
160-180  
181-200

### NOTAS · NOTES · NOTES

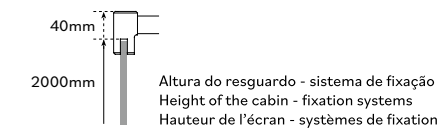
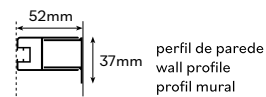
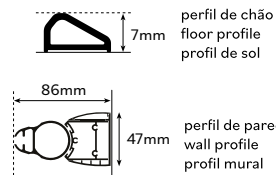
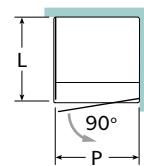
Acessórios em latão cromado.  
Vidro temperado 6mm.  
Fecho magnético  
Perfis em alumínio cromado, branco ou metalizado.  
Altura standard do vidro: 2000mm  
Acréscce altura do sistema de fixação (+40mm).  
Dimensões não standard sob consulta.  
Definir medidas exatas na encomenda.  
Informar se a montagem da cabine é numa base.  
Altura limitada a 2100mm.  
Porta limitada a 900mm.  
Apoio à retificação pag.186 posição 2

Accessories in brass chromed.  
6mm tempered glass.  
Magnetic closure.  
Aluminium profiles chromed, white or methalized.  
Glass standard height: 2000mm  
Height addition of the fixation system (+ 40mm)  
Non standard dimensions : on request  
Specify dimensions on the order.  
Informe if the showerscreen will be fixed on a showertray.  
Height limited to 2100 mm.  
Door limited to 900 mm.  
Rectification support page 186 position 2.

Accessoires en laiton chromé.  
Verre trempé de 6mm.  
Fermeture magnétique  
Profils en aluminium chromé, blanc au métalliques.  
Hauteur Standard : 2000mm.  
40 mm de plus avec le système de fixation  
Dimension non standard - Sur Demande / Devis.  
Indiquer si l'application se fera sur un receveur de douche  
Spécifier les mesures exactes lors de la commande  
Hauteur limitée à 2100 mm.  
Porte limitée à 900 mm.  
Aide à la prise de mesures - pag 186 - position 2.



LATERAL · SIDE · LATERAL



### ACABAMENTOS · FINISHINGS · FINITIONS

#### VIDRO GLASS VIDRO



Transparente  
Transparent  
Transparent



Novaglass  
Opaque



Foscagem Jacto Areia  
Sandblasting  
Sablage

#### PERFIS PROFILE PROFIL



Branco  
White  
Blanc



Metalizado  
Methalized  
Métalliques



Cromado  
Chromed  
Chromed





PERFIS · PROFILE · PROFIL

Dimensões Standard (P+P1)  
Standard Dimensions (P+P1)  
Dimensions Standard (P+P1)

Branco  
White  
Blanc

Metalizado  
Methalized  
Métalliques

VIDRO · GLASS · VERRE

Transparente  
Transparent  
Transparent

Foscagem Jacto Areia  
Sandblasting  
Sablage

Transparente  
Transparent  
Transparent

Foscagem Jacto Areia  
Sandblasting  
Sablage

Novaglass Opaque

Novaglass Opaque

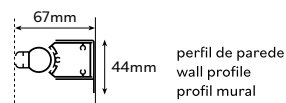
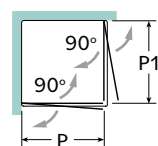
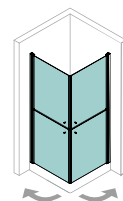
68-70/68-70  
78-80/78-80  
88-90/88-90

NOTAS · NOTES · NOTES

Puxador em latão cromado.  
Vidro temperado 6mm.  
Perfis em alumínio branco ou metalizado.  
Altura standard do vidro: 2000mm  
Dimensões não standard sob consulta.  
Definir medidas exatas na encomenda.  
Informar se a montagem da cabine é numa base.  
Altura limitada a 2100mm.  
Apoio à retificação pag.186 posição 2

Knob brass chromed.  
6mm tempered glass.  
Aluminium profiles white or methalized.  
Glass standard height: 2000mm  
Non standard dimensions : on request  
Specify dimensions on the order.  
Informe if the showerscreen will be fixed on a  
showertray.  
Height limited to 2100 mm.  
Rectification support page 186 position 2.

Pognée en laiton chromé.  
Verre trempé de 6mm.  
Profils en aluminium blanc ou métalliques.  
Hauteur Standard : 2000mm.  
Dimension non standard - Sur Demande / Devis.  
Indiquer si l'application se fera sur un receveur de  
douche  
Spécifier les mesures exactes lors de la commande  
Hauteur limitée à 2100 mm.  
Aide à la prise de mesures - pag 186 - position 2.



ACABAMENTOS · FINISHINGS · FINITIONS

VIDRO  
GLASS  
VIDRO



Transparente  
Transparent  
Transparent



Novaglass  
Opaque



Foscagem Jacto Areia  
Sandblasting  
Sablage

PERFIS  
PROFILE  
PROFIL



Branco  
White  
Blanc



Metalizado  
Methalized  
Métalliques



# Madalena

## PERFIS · PROFILE · PROFIL

Dimensões Standard (C)  
Standard Dimensions (C)  
Dimensions Standard (C)

Branco  
White  
Blanc

Metalizado  
Methalized  
Métalliques

Cromado  
Chromed  
Chromed

### VIDRO · GLASS · VERRE

Transparente  
Transparent  
Transparent

Foscagem Jacto Areia  
Sandblasting  
Sablage

Transparente  
Transparent  
Transparent

Foscagem Jacto Areia  
Sandblasting  
Sablage

Transparente  
Transparent  
Transparent

Foscagem Jacto Areia  
Sandblasting  
Sablage

Novaglass Opaque

Novaglass Opaque

Novaglass Opaque

70

80

90

### LATERAL · SIDE · LATERAL

70-80

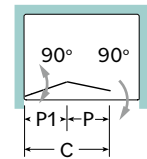
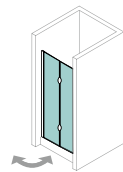
81-91

### NOTAS · NOTES · NOTES

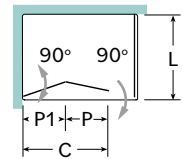
Vidro temperado 6mm.  
Fecho magnético  
Perfis em alumínio cromado, branco ou metalizado.  
Altura standard do vidro: 2000mm  
Dimensões não standard sob consulta.  
Definir medidas exatas na encomenda.  
Informar se a montagem da cabine é numa base.  
Altura limitada a 2100mm.  
Apoio à retificação pag.186 posição 1

6mm tempered glass.  
Magnetic closure.  
Aluminium profiles chrome, white or methalized.  
Glass standard height: 2000mm  
Non standard dimensions : on request  
Specify dimensions on the order.  
Informe if the showerscreen will be fixed on a  
showertray.  
Height limited to 2100 mm.  
Rectification support page 186 position 1.

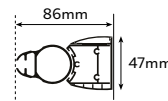
Verre trempé de 6mm.  
Fermeture magnétique  
Profils en aluminium blanc ou métalliques.  
Hauteur Standard : 2000mm.  
Dimension non standard - Sur Demande / Devis.  
Indiquer si l'application se fera sur un receveur de  
douche  
Spécifier les mesures exactes lors de la commande  
Hauteur limitée à 2100 mm.  
Aide à la prise de mesures - pag 186 - position 1.



LATERAL · SIDE · LATERAL



perfil de chão  
floor profile  
profil de sol



perfil de parede  
wall profile  
profil mural

### ACABAMENTOS · FINISHINGS · FINITIONS

#### VIDRO GLASS VIDRO



Transparente  
Transparent  
Transparent



Novaglass  
Opaque



Foscagem Jacto Areia  
Sandblasting  
Sablage

#### PERFIS PROFILE PROFIL



Branco  
White  
Blanc



Metalizado  
Methalized  
Métalliques



Cromado  
Chromed  
Chromed



# Manuela

## PERFIS · PROFILE · PROFIL

Dimensões Standard (P)  
Standard Dimensions (P)  
Dimensions Standard (P)

Branco  
White  
Blanc

Metalizado  
Methalized  
Métalliques

## VIDRO · GLASS · VERRE

Transparente  
Transparent  
Transparent

Foscagem Jacto Areia  
Sandblasting  
Sablage

Transparente  
Transparent  
Transparent

Foscagem Jacto Areia  
Sandblasting  
Sablage

Novaglass Opaque

Novaglass Opaque

68-70

78-80

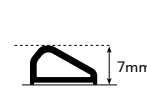
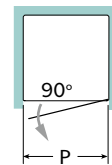
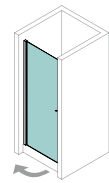
88-90

## NOTAS · NOTES · NOTES

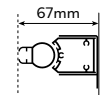
Puxador latão cromado.  
Vidro temperado 6mm.  
Fecho magnético.  
Perfis em alumínio lacado a branco ou metalizado.  
Altura standard do vidro: 2000mm  
Dimensões não standard sob consulta.  
Definir medidas exatas na encomenda.  
Altura limitada a 2100mm.  
Apoio à retificação pag.186 posição 1

Knob brass chromed.  
6mm tempered glass.  
Aluminium profiles white or methalized.  
Glass standard height: 2000mm  
Non standard dimensions : on request  
Specify exactly dimensions on the order.  
Height limited to 2100 mm.  
Rectification support page 186 position 1.

Pognée en laiton chromé.  
Verre trempé de 6mm.  
Profils en aluminium blanc ou métalliques.  
Hauteur Standard : 2000mm.  
Dimension non standard - Sur Demande / Devis.  
Spécifier les mesures exactes lors de la commande  
Hauteur limitée à 2100 mm.  
Aide à la prise de mesures - pag 186 - position 1.



perfil de chão  
floor profile  
profil de sol



perfil de parede  
wall profile  
profil mural

## ACABAMENTOS · FINISHINGS · FINITIONS

### VIDRO GLASS VIDRO



Transparente  
Transparent  
Transparent



Novaglass  
Opaque



Foscagem Jacto Areia  
Sandblasting  
Sablage

### PERFIS PROFILE PROFIL



Branco  
White  
Blanc



Metalizado  
Methalized  
Métalliques



# Mafalda

## PERFIS · PROFILE · PROFIL

Dimensões Standard (C)  
Standard Dimensions (C)  
Dimensions Standard (C)

Branco  
White  
Blanc

Metalizado  
Methalized  
Métalliques

### VIDRO · GLASS · VERRE

Transparente  
Transparent  
Transparent

Foscagem Jacto Areia  
Sandblasting  
Sablage  
Novaglass Opaque

Transparente  
Transparent  
Transparent

Foscagem Jacto Areia  
Sandblasting  
Sablage  
Novaglass Opaque

68-72

78-82

88-92

### LATERAL · SIDE · LATERAL

70-80

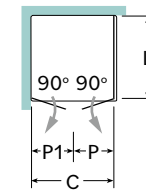

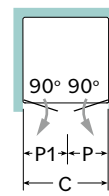
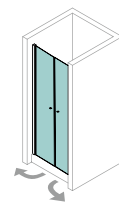
81-91

### NOTAS · NOTES · NOTES

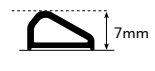
Puxador latão cromado.  
Vidro temperado 6mm.  
Fecho magnético.  
Perfis em alumínio lacado a branco ou metalizado.  
Altura standard do vidro: 2000mm  
Dimensões não standard sob consulta.  
Definir medidas exatas na encomenda.  
Altura limitada a 2100mm.  
Apoio à retificação pag.186 posição 1

Knob brass chromed.  
6mm tempered glass.  
Aluminium profiles white or methalized.  
Magnetic closure.  
Class standard height: 2000mm  
Non standard dimensions : on request  
Specify exactly dimensions on the order.  
Height limited to 2100 mm.  
Rectification support page 186 position 1.

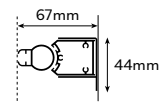
Pognée en laiton chromé.  
Verre trempé de 6mm.  
Profils en aluminium blanc au métalliques.  
Fermeture magnétique  
Hauteur Standard : 2000mm.  
Dimension non standard – Sur Demande / Devis.  
Spécifier les mesures exactes lors de la commande  
Height limited to 2100 mm.  
Aide à la prise de mesures – pag 186 – position 1.



LATERAL · SIDE · LATERAL



perfil de chão  
floor profile  
profil de sol



perfil de parede  
wall profile  
profil mural

### ACABAMENTOS · FINISHINGS · FINITIONS

#### VIDRO GLASS VIDRO



Transparente  
Transparent  
Transparent



Novaglass  
Opaque



Foscagem Jacto Areia  
Sandblasting  
Sablage

#### PERFIS PROFILE PROFIL




Branco  
White  
Blanc



Metalizado  
Methalized  
Métalliques



ITALBOX®



## resguardos de ducha

*shower enclosures  
parois de douche*

**fixo**

*fixed  
panneaux fixes*

# Frame Fixo

## PERFIS · PROFILE · PROFIL

Dimensões Standard (F)  
Standard Dimensions (F)  
Dimensions Standard (F)

Branco  
White  
Blanc

Cromado  
Chromed  
Chromed

Preto  
Black  
Noir

## VIDRO · GLASS · VERRE

Transparente  
Transparent  
Transparent

Foscagem Jacto Areia  
Sandblasting  
Sablage  
Novaglass Opaque

Transparente  
Transparent  
Transparent

Foscagem Jacto Areia  
Sandblasting  
Sablage  
Novaglass Opaque

Transparente  
Transparent  
Transparent

Foscagem Jacto Areia  
Sandblasting  
Sablage  
Novaglass Opaque

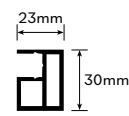
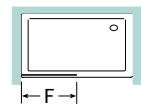
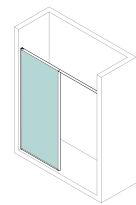
80  
90  
100  
110  
120

## NOTAS · NOTES · NOTES

Acessórios em latão cromado, branco ou preto.  
Vidro temperado de 8mm.  
Perfis em alumínio cromado, branco ou preto.  
Altura standard do vidro: 2000mm  
Dimensões não standard sob consulta.  
Definir medidas exatas na encomenda.  
Informar se a montagem da cabine é numa base.  
Apoio à retificação pag.186 posição 1

Accessories in brass chromed, white or black.  
8mm tempered glass.  
Aluminium profiles chromed, white or black.  
Glass standard height: 2000mm.  
Non standard dimensions : on request  
Specify exactly dimensions on the order.  
Rectification support page 186 position 1.

Accessoires en laiton chromé, blanc ou noir.  
Verre trempé de 8mm.  
Profils en aluminium chromé, blanc ou noir.  
Hauteur Standard : 2000mm.  
Dimension non standard - Sur Demande / Devis.  
Spécifier les mesures exactes lors de la commande  
Aide à la prise de mesures - pag 186 - position 1.



perfil de parede  
wall profile  
profil mural

## ACABAMENTOS · FINISHINGS · FINITIONS

VIDRO  
GLASS  
VIDRO



Transparente  
Transparent  
Transparent



Novaglass  
Opaque



Serigrafado  
Silk-screened  
Sérigraphié



Anti-calcário  
Coating  
Anti-calcaire

PERFIS  
PROFILE  
PROFIL



Branco  
White  
Blanc



Cromado  
Chromed  
Chromed



Preto  
Black  
Noir



# Frame HP600

## PERFIS · PROFILE · PROFIL

Dimensões Standard (F)  
Standard Dimensions (F)  
Dimensions Standard (F)

Branco  
White  
Blanc

Cromado  
Chromed  
Chromed

Preto  
Black  
Noir

### VIDRO · GLASS · VERRE

Transparente  
Transparent  
Transparent

Foscagem Jacto Areia  
Sandblasting  
Sablage  
Novaglass Opaque

Transparente  
Transparent  
Transparent

Foscagem Jacto Areia  
Sandblasting  
Sablage  
Novaglass Opaque

Transparente  
Transparent  
Transparent

Foscagem Jacto Areia  
Sandblasting  
Sablage  
Novaglass Opaque

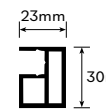
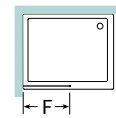
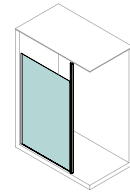
80  
90  
100  
110  
120

### NOTAS · NOTES · NOTES

Acessórios em latão cromado, branco ou preto.  
Vidro temperado de 8mm.  
Perfis em alumínio cromado, branco ou preto.  
Altura standard do vidro: 2000mm.  
Dimensões não standard sob consulta.  
Definir medidas exatas na encomenda.  
Informar se a montagem da cabine é numa base.  
Apoio à retificação pag.186 posição 1

Accessories in brass chromed, white or black.  
8mm tempered glass.  
Aluminium profiles chromed, white or black.  
Glass standard height: 2000mm.  
Non standard dimensions : on request  
Specify exactly dimensions on the order.  
Rectification support page 186 position 1.

Acessoires en laiton chromé, blanc au noir.  
Verre trempé de 8mm.  
Profilés en aluminium chromé, blanc au noir.  
Hauteur Standard : 2000mm.  
Dimension non standard – Sur Demande / Devis.  
Spécifier les mesures exactes lors de la commande  
Aide à la prise de mesures – pág 186 – position 1.



perfil de parede  
wall profile  
profil mural

### ACABAMENTOS · FINISHINGS · FINITIONS

#### VIDRO GLASS VIDRO



Transparente  
Transparent  
Transparent



Novaglass  
Opaque



Serigrafado  
Silk-screened  
Sérigraphié



Anti-calcário  
Coating  
Anti-calcaire

#### PERFIS PROFILE PROFIL



Branco  
White  
Blanc



Cromado  
Chromed  
Chromed



Preto  
Black  
Noir





# Frame Fixo Plus

## PERFIS · PROFILE · PROFIL

Dimensões Standard (F)  
Standard Dimensions (F)  
Dimensions Standard (F)

Branco  
White  
Blanc

Cromado  
Chromed  
Chromed

Preto  
Black  
Noir

## VIDRO · GLASS · VERRE

Transparente  
Transparent  
Transparent

Foscagem Jacto Areia  
Sandblasting  
Sablage  
Novaglass Opaque

Transparente  
Transparent  
Transparent

Foscagem Jacto Areia  
Sandblasting  
Sablage  
Novaglass Opaque

Transparente  
Transparent  
Transparent

Foscagem Jacto Areia  
Sandblasting  
Sablage  
Novaglass Opaque

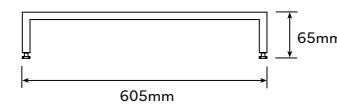
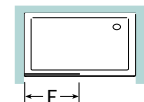
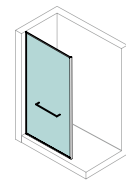
80  
90  
100  
110  
120

## NOTAS · NOTES · NOTES

Acessórios em latão cromado, branco ou preto.  
Vidro temperado de 10mm.  
Perfis em alumínio cromado, branco ou preto.  
Altura standard do vidro: 2400mm.  
Vidro transparente e opaco reversível.  
Dimensões não standard sob consulta.  
Informar se a montagem da cabine é numa base\*.  
Definir medidas exatas na encomenda

Acessoires in brass chromed, white or black.  
10mm tempered glass.  
Aluminium profiles chromed, white or black.  
Glass standard height: 2400mm.  
Glass clear and opaque reversible.  
Non standard dimensions : on request  
Inform if the showerscreen will be fixed  
on a showertray\*.  
Specify exactly dimensions on the order.

Acessoires en laiton chromé, blanc au noir.  
Verre trempé de 10mm.  
Profils en aluminium chrome, blanc au noir.  
Hauteur standard de verre: 2400mm.  
Verre transparent et opaque réversible.  
Dimension non standard – Sur Demande / Devis.  
Informier si la paroi de douche sera installé  
sur un receveur\*.  
Specifiez les mesures exactes lors de la commande.



toalheiro  
towel rack  
porte-serviettes



perfil de parede  
wall profile  
profil mural

## ACABAMENTOS · FINISHINGS · FINITIONS

### VIDRO GLASS VIDRO



Transparente  
Transparent  
Transparent



Novaglass  
Opaque



Foscagem Jacto Areia  
Sandblasting  
Sablage

### PERFIS PROFILE PROFIL



Branco  
White  
Blanc



Cromado  
Chromed  
Chromed



Preto  
Black  
Noir



# ARQ600

## PERFIS · PROFILE · PROFIL

Dimensões Standard (F)  
Standard Dimensions (F)  
Dimensions Standard (F)

Cromado  
Chromed  
Chromed

## VIDRO · GLASS · VERRE

Transparente  
Transparent  
Transparent

Foscagem Jacto Areia  
Sandblasting  
Sablage  
Novaglass Opaque

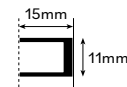
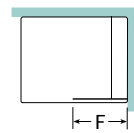
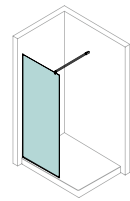
80  
90  
100  
110  
120

## NOTAS · NOTES · NOTES

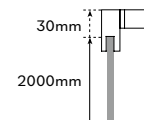
Acessórios em latão cromado.  
Vidro temperado de 8mm.  
Perfis em alumínio cromado.  
Altura standard do vidro: 2000mm.  
Acresce a altura do sistema de fixação (+30mm).  
Vidro transparente e opaco reversível.  
Dimensões não standard sob consulta.  
Informar se a montagem da cabine é numa base\*  
Definir medidas exatas na encomenda.

Brass fittings.  
8mm tempered glass.  
Aluminium profiles chromed.  
Glass standard height: 2000mm.  
Height addition of the fixation system (+30mm).  
Class clear and opaque reversible.  
Non standard dimensions : on request  
Informe if the showerscreen will be xed on a  
showertray\*  
Specify exactly dimensions on the order.

Accessoires en laiton chromé.  
Verre trempé de 8mm.  
Profils en aluminium chromé.  
Hauteur standard de verre: 2000mm.  
De plus, la hauteur du système de fixation (+30mm).  
Verre transparent et opaque réversible.  
Dimension non standard - Sur Demande / Devis.  
Informez si la paroi de douche sera installé sur un  
receveur\*  
Spécifier les mesures exactes lors de la commande.



perfil de parede  
wall profile  
profil mural



Altura do resguardo - sistema de fixação  
Height of the cabin - fixation systems  
Hauteur de l'écran - systèmes de fixation

## ACABAMENTOS · FINISHINGS · FINITIONS

### VIDRO GLASS VIDRO



Transparente  
Transparent  
Transparent



Novaglass  
Opaque



Foscagem Jacto Areia  
Sandblasting  
Sablage



Anti-calcário  
Coating  
Anti-calcaire

### PERFIS PROFILE PROFIL



Cromado  
Chromed  
Chromed



# PR690

## PERFIS · PROFILE · PROFIL

Dimensões Standard (F+P)  
Standard Dimensions (F+P)  
Dimensions Standard (F+P)

Cromado  
Chromed  
Chromed

## VIDRO · GLASS · VERRE

Transparente  
Transparent  
Transparent

Foscagem Jacto Areia  
Sandblasting  
Sablage  
Novaglass Opaque

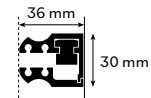
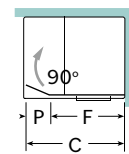
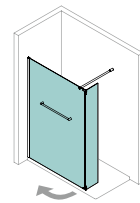
≤ 120  
121-140  
141-160

## NOTAS · NOTES · NOTES

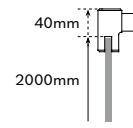
Acessórios em latão cromado.  
Vidro temperado 8mm.  
Perfis em alumínio cromado.  
Toalheiro incluído.  
Altura standard e máxima do vidro: 2000mm  
Medida standard da porta: 300mm.  
Dimensões não standard sob consulta.  
Definir medidas exatas na encomenda.  
Apoio à retificação pág.186 posição 1

Acessoires en laiton chromé.  
Verre trempé de 8mm.  
Profilés en aluminium chromé.  
Towel rack included  
Standard and maximum height: 2000 mm  
Taille standard de la porte : 300 mm.  
Dimension non standard – Sur Demande / Devis  
Spécifier les mesures exactes lors de la comande

Acessoires en laiton chromé.  
Verre trempé de 8mm.  
Profilés en aluminium chromé.  
Porte-serviettes inclus.  
Hauteur standard et maximale : 2000 mm  
Taille standard de la porte : 300 mm.  
Dimension non standard – Sur Demande / Devis  
Spécifier les mesures exactes lors de la comande  
Aide à la prise de mesures – pág 134 – posição 1



perfil de parede  
wall profile  
profil mural



Altura do resguardo - sistema de fixação  
Height of the cabin - fixation systems  
Hauteur de l'écran - systèmes de fixation

## ACABAMENTOS · FINISHINGS · FINITIONS

### VIDRO GLASS VIDRO



Transparente  
Transparent  
Transparent



Novaglass  
Opaque



Foscagem Jacto Areia  
Sandblasting  
Sablage



Anti-calcário  
Coating  
Anti-calcaire

### PERFIS PROFILE PROFIL



Cromado  
Chromed  
Chromed



# IT600

## PERFIS · PROFILE · PROFIL

Dimensões Standard (F)  
Standard Dimensions (F)  
Dimensions Standard (F)

Cromado  
Chromed  
Chromed

## VIDRO · GLASS · VERRE

Transparente  
Transparent  
Transparent

Foscagem Jacto Areia  
Sandblasting  
Sablage  
Novaglass Opaque

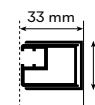
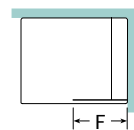
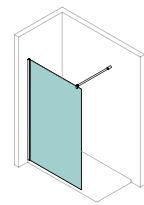
80  
90  
100  
110  
120

## NOTAS · NOTES · NOTES

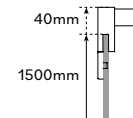
Acessórios em latão cromado.  
Vidro temperado 6mm.  
Perfis em alumínio cromado.  
Altura standard do vidro: 2000mm.  
Acresce altura do sistema de fixação (+40mm).  
Dimensões não standard sob consulta.  
Definir medidas exatas na encomenda.  
Altura limitada a 2100mm.  
Apoio à retificação pág.186 posição 1

Accessories in brass chromed.  
6mm tempered glass.  
Aluminium profiles chromed.  
Glass standard height: 2000mm.  
Height addition of the fixation system (+ 40mm).  
Non standard dimensions : on request  
Specify exactly dimensions on the order.  
Height limited to 2100 mm.  
Rectification support page 186 position 1.

Accessoires en laiton chromé.  
Verre trempé de 6mm.  
Profils en aluminium chromé.  
Hauteur Standard : 2000mm.  
40 mm de plus avec le système de fixation  
Dimension non standard - Sur Demande / Devis  
Spécifier les mesures exactes lors de la comande  
Hauteur limitée à 2100 mm.  
Aide à la prise de mesures - pág 186 - position 1



perfil de parede  
wall profile  
profil mural



Altura do resguardo - sistema de fixação  
Height of the cabin - fixation systems  
Hauteur de l'écran - systèmes de fixation

## ACABAMENTOS · FINISHINGS · FINITIONS

### VIDRO GLASS VIDRO



Transparente  
Transparent  
Transparent



Novaglass  
Opaque



Foscagem Jacto Areia  
Sandblasting  
Sablage



Anti-calcário  
Coating  
Anti-calcaire


### PERFIS PROFILE PROFIL



Cromado  
Chromed  
Chromed



ITALBOX®



## resguardos de banheira

*bathtub screens  
pare-baignoires*

## portas de correr

*sliding doors  
portes coulissantes*

# IT200

## PERFIS · PROFILE · PROFIL

Dimensões Standard (C)  
Standard Dimensions (C)  
Dimensions Standard (C)

Cromado  
Chromed  
Chromed

### VIDRO · GLASS · VERRE

Transparente  
Transparent  
Transparent

Foscagem Jacto Areia  
Sandblasting  
Sablage  
Novaglass Opaque

160-180  
181-200

### LATERAL · SIDE · LATERAL

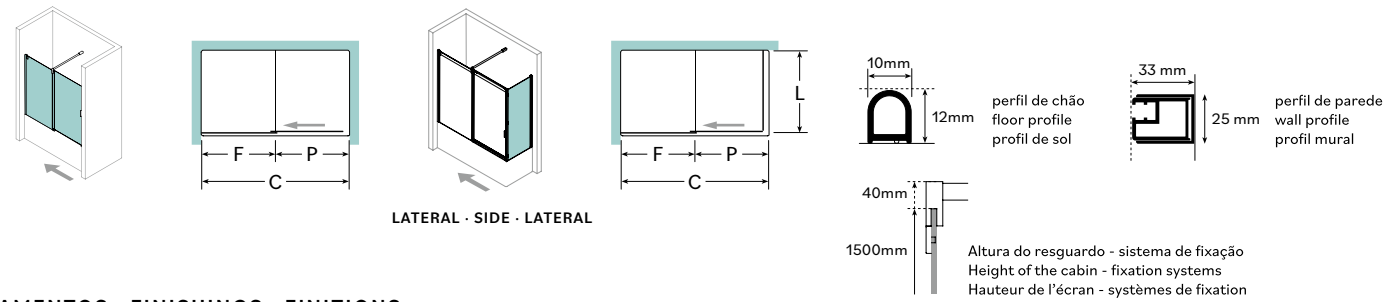
70-80  
81-91

### NOTAS · NOTES · NOTES

Acessórios em latão cromado.  
Vidro temperado 6mm.  
Perfis em alumínio cromado.  
Altura standard do vidro: 1500mm.  
Acréscce altura do sistema de fixação (+40mm).  
Dimensões não standard sob consulta.  
Definir medidas exatas na encomenda.  
Apoio à retificação pag.186 posição 1

Accessories in brass chromed.  
6mm tempered glass.  
Aluminium profiles chromed.  
Glass standard height: 1500mm.  
Height addition of the fixation system (+ 40mm).  
Non standard dimensions : on request  
Specify exactly dimensions on the order.  
Rectification support page 186 position 1.

Acessoires en laiton chromé.  
Verre trempé de 6mm.  
Profilés en aluminium chromé.  
Hauteur Standard : 1500mm.  
40 mm de plus avec le système de fixation  
Dimension non standard - Sur Demande / Devis  
Spécifier les mesures exactes lors de la comande  
Aide à la prise de mesures - pag 186 - position 1



### ACABAMENTOS · FINISHINGS · FINITIONS

#### VIDRO GLASS VIDRO



Transparente  
Transparent  
Transparent



Novaglass  
Opaque



Foscagem Jacto Areia  
Sandblasting  
Sablage



Anti-calcário  
Coating  
Anti-calcaire

#### PERFIS PROFILE PROFIL



Cromado  
Chromed  
Chromed



# IT230

## PERFIS · PROFILE · PROFIL

Dimensões Standard (F+P)  
Standard Dimensions (F+P)  
Dimensions Standard (F+P)

Cromado  
Chromed  
Chromed

### VIDRO · GLASS · VERRE

Transparente  
Transparent  
Transparent

Foscagem Jacto Areia  
Sandblasting  
Sablage  
Novaglass Opaque

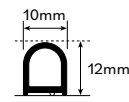
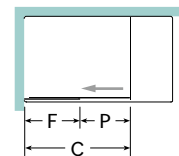
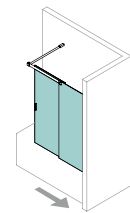
≤ 120

### NOTAS · NOTES · NOTES

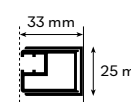
Vidro temperado 6mm.  
Perfis em alumínio cromado.  
Altura standard do vidro: 1500mm  
Não é possível dimensões acima de 1200mm de largura.  
Dimensões não standard sob consulta.  
Definir medidas exatas na encomenda.  
Apoio à retificação pag.186 posição 1

6mm tempered glass.  
Aluminium profiles chromed.  
Glass standard height: 1500mm.  
Dimensions above 1200mm in width are not possible.  
Non standard dimensions : on request  
Specify exactly dimensions on the order.  
Rectification support, page 186 position 1.

Verre trempé de 6mm.  
Profils en aluminium chromé.  
Hauteur Standard : 1500mm.  
Les dimensions supérieures à 1200 mm de largeur ne sont pas possibles  
Dimension non standard - Sur Demande / Devis  
Spécifier les mesures exactes lors de la commande  
Aide à la prise de mesures - pag 186 - position 1



perfil de chão  
floor profile  
profil de sol



perfil de parede  
wall profile  
profil mural

### ACABAMENTOS · FINISHINGS · FINITIONS

#### VIDRO GLASS VIDRO



Transparente  
Transparent  
Transparent



Novaglass  
Opaque



Foscagem Jacto Areia  
Sandblasting  
Sablage



Anti-calcário  
Coating  
Anti-calcaire

#### PERFIS PROFILE PROFIL



Cromado  
Chromed  
Chromed



# Elisabete Banheira

## PERFIS · PROFILE · PROFIL

Dimensões Standard (C)  
Standard Dimensions (C)  
Dimensions Standard (C)

Branco  
White  
Blanc

Metalizado  
Methalized  
Métalliques

Cromado  
Chromed  
Chromed

### VIDRO · GLASS · VERRE

Transparente  
Transparent  
Transparent

Foscagem Jacto Areia  
Sandblasting  
Sablage

Transparente  
Transparent  
Transparent

Foscagem Jacto Areia  
Sandblasting  
Sablage

Transparente  
Transparent  
Transparent

Foscagem Jacto Areia  
Sandblasting  
Sablage

Novaglass Opaque

Novaglass Opaque

Novaglass Opaque

140-160

161-180

181-200

### LATERAL · SIDE · LATERAL

70-80

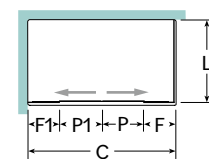
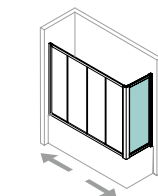
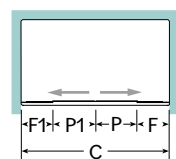
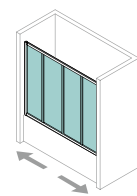
81-91

### NOTAS · NOTES · NOTES

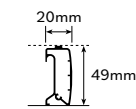
Rolamentos esferas inox.  
Vidro temperado 6mm.  
Perfis em alumínio cromado, branco ou metalizado.  
Altura standard do vidro: 1500mm  
Dimensões não standard sob consulta.  
Definir medidas exatas na encomenda.  
Apoio à retificação pag.186 posição 1

Inox ball-bearins rollers.  
6mm tempered glass.  
Aluminium profiles chromed, white or methalized.  
Glass standard height: 1500mm  
Non standard dimensions : on request.  
Specify exactly dimensions on the order.  
Rectification support page 186 position 1

Roulements à billes en acier inoxydable.  
Verre trempé de 6mm.  
Profils en aluminium chromé, white or methalized.  
Hauteur Standard : 1500mm.  
Dimension non standard - Sur Demande / Devis  
Spécifier les mesures exactes lors de la comande  
Aide à la prise de mesures - pag 186 - position 1



LATERAL · SIDE · LATERAL



perfil de chão  
floor profile  
profil de sol



perfil de parede  
wall profile  
profil mural

### ACABAMENTOS · FINISHINGS · FINITIONS

#### VIDRO GLASS VIDRO



Transparente  
Transparent  
Transparent



Novaglass  
Opaque



Foscagem Jacto Areia  
Sandblasting  
Sablage



Anti-calcário  
Coating  
Anti-calcaire

#### PERFIS PROFILE PROFIL



Branco  
White  
Blanc



Metalizado  
Methalized  
Métalliques



Cromado  
Chromed  
Chromed





# Milénio Banheira

## PERFIS · PROFILE · PROFIL

Dimensões Standard (C)  
Standard Dimensions (C)  
Dimensions Standard (C)

Branco  
White  
Blanc

Metalizado  
Methalized  
Métalliques

### VIDRO · GLASS · VERRE

Transparente  
Transparent  
Transparent

Foscagem Jacto Areia  
Sandblasting  
Sablage  
Novaglass Opaque

Acrílico  
Acrylic  
Acrylic  
Mil Gotas

Transparente  
Transparent  
Transparent

Foscagem Jacto Areia  
Sandblasting  
Sablage  
Novaglass Opaque

Acrílico  
Acrylic  
Acrylic  
Mil Gotas

140-160  
161-180  
181-200

### LATERAL · SIDE · LATERAL

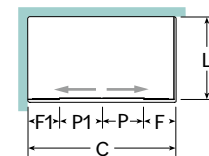
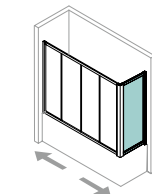
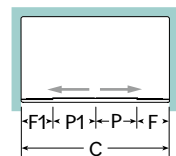
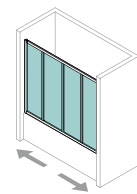
70-80  
81-91

### NOTAS · NOTES · NOTES

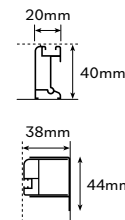
Rolamentos esferas inox.  
Painéis em acrílico de 2,3mm ou em vidro temperado de 4mm.  
Perfis em alumínio lacado branco ou metalizado.  
Altura standard do vidro: 1500mm  
Dimensões não standard sob consulta.  
Definir medidas exatas na encomenda.  
Apoio à retificação pag.186 posição 1

Inox ball-bearins rollers.  
Panels in acrylic of 2,3mm or tempered glass panels 4mm.  
Aluminium profiles white or methalized.  
Glass standard height: 1500mm  
Non standard dimensions : on request.  
Specify exactly dimensions on the order.  
Rectification support page 186 position 1

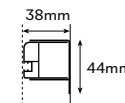
Roulements à billes en acier inoxydable.  
Panneaux en acrylique de 2,3mm ou en verre trempé de 4mm.  
Hauteur Standard : 1500mm.  
Profils en aluminium blanc ou métallique.  
Dimension non standard - Sur Demande / Devis  
Spécifier les mesures exactes lors de la commande  
Aide à la prise de mesures - pag 186 - position 1



LATERAL · SIDE · LATERAL



perfil de chão  
floor profile  
profil de sol



perfil de parede  
wall profile  
profil mural

### ACABAMENTOS · FINISHINGS · FINITIONS

#### VIDRO GLASS VIDRO



Transparente  
Transparent  
Transparent



Novaglass  
Opaque



Foscagem Jacto Areia  
Sandblasting  
Sablage



Mil gotas

#### PERFIS PROFILE PROFIL



Branco  
White  
Blanc



Metalizado  
Methalized  
Métalliques



# Teresa Banheira

## PERFIS · PROFILE · PROFIL

Dimensões Standard (L/L1)  
Standard Dimensions (L/L1)  
Dimensions Standard (L/L1)

Branco  
White  
Blanc

Metalizado  
Methalized  
Métalliques

Preto  
Black  
Noir

### VIDRO · GLASS · VERRE

Transparente  
Transparent  
Transparent

Foscagem Jacto Areia  
Sandblasting  
Sablage

Acrílico  
Acrylic  
Acrylic

Transparente  
Transparent  
Transparent

Foscagem Jacto Areia  
Sandblasting  
Sablage

Acrílico  
Acrylic  
Acrylic

Transparente  
Transparent  
Transparent

Foscagem Jacto Areia  
Sandblasting  
Sablage

Acrílico  
Acrylic  
Acrylic

Novaglass Opaque

Mil Gotas

Novaglass Opaque

Mil Gotas

Novaglass Opaque

Mil Gotas

140-160  
161-180  
181-200

### LATERAL · SIDE · LATERAL

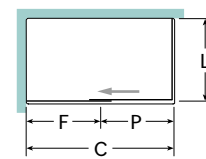
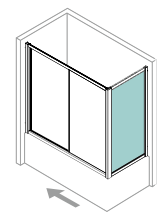
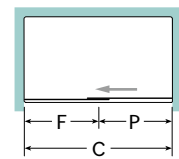
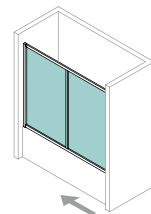
70-81  
81-91

### NOTAS · NOTES · NOTES

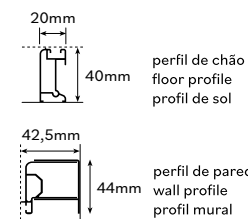
Rolamentos esferas inox.  
Paineis em acrílico de 2,3mm ou em vidro temperado de 4mm.  
Perfis em alumínio lacado branco, metalizado ou preto.  
Altura standard do vidro: 1500mm  
Dimensões não standard sob consulta.  
Definir medidas exatas na encomenda.  
Apoio à retificação pag.186 posição 1

Inox ball-bearins rollers.  
Panels in acrylic of 2,3mm or tempered glass panels 4mm.  
Aluminium profiles white, methalized or black.  
Glass standard height: 1500mm  
Non standard dimensions : on request.  
Specify exactly dimensions on the order.  
Rectification support page 186 position 1

Roulements à billes en acier inoxydable.  
Panneaux en acrylique de 2,3mm ou en verre trempé de 4mm.  
Hauteur Standard : 1500mm.  
Profilés en aluminium blanc, métallique au noir.  
Dimension non standard - Sur Demande / Devis  
Spécifier les mesures exactes lors de la commande  
Aide à la prise de mesures - pag 186 - position 1



LATERAL · SIDE · LATERAL



### ACABAMENTOS · FINISHINGS · FINITIONS

#### VIDRO GLASS VIDRO



Transparente  
Transparent  
Transparent



Novaglass  
Opaque



Foscagem Jacto Areia  
Sandblasting  
Sablage



Mil gotas

#### PERFIS PROFILE PROFIL



Branco  
White  
Blanc




Metalizado  
Methalized  
Métalliques



Preto  
Black  
Noir



**ITALBOX®**



## **resguardos de banheira**

*bathtub screens  
pare-baignoires*

## **portas de abrir**

*opening doors  
portes battentes*

# ARQ220

## PERFIS · PROFILE · PROFIL

Dimensões Standard (F+P)  
Standard Dimensions (F+P)  
Dimensions Standard (F+P)

Cromado  
Chromed  
Chromed

### VIDRO · GLASS · VERRE

Transparente  
Transparent  
Transparent

Foscagem Jacto Areia  
Sandblasting  
Sablage  
Novaglass Opaque

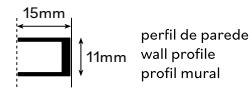
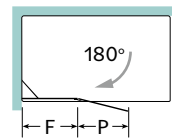
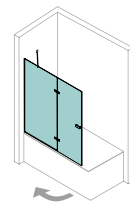
70+50

### NOTAS · NOTES · NOTES

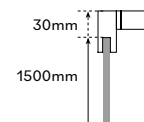
Acessórios em latão cromado.  
Vidro temperado de 8mm.  
Altura standard do vidro: 1500mm  
Vidro transparente reversível.  
Dimensões não standard sob consulta.  
Definir medidas exatas na encomenda.  
Apoio à retificação pag.186 posição 1

Accessories in brass chromed.  
8mm tempered glass.  
Glass standard height: 1500mm.  
Clear glass reversible.  
Non standard dimensions : on request  
Specify exactly dimensions on the order.  
Rectification support page 186 position 1.

Accessoires en laiton chromé au noir.  
Verre trempé de 8mm.  
Hauteur Standard : 1500mm.  
Verre transparente réversible.  
Dimension non standard - Sur Demande / Devis.  
Spécifier les mesures exactes lors de la commande  
Aide à la prise de mesures - pag 186 - position 1.



perfil de parede  
wall profile  
profil mural



Altura do resguardo - sistema de fixação  
Height of the cabin - fixation systems  
Hauteur de l'écran - systèmes de fixation

### ACABAMENTOS · FINISHINGS · FINITIONS

#### VIDRO GLASS VIDRO



Transparente  
Transparent  
Transparent



Novaglass  
Opaque



Foscagem Jacto Areia  
Sandblasting  
Sablage



Anti-calcário  
Coating  
Anti-calcaire

#### PERFIS PROFILE PROFIL



Cromado  
Chromed  
Chromed



# IT360

## PERFIS · PROFILE · PROFIL

Dimensões Standard (F+P)  
Standard Dimensions (F+P)  
Dimensions Standard (F+P)

Cromado  
Chromed  
Chromed

### VIDRO · GLASS · VERRE

Transparente  
Transparent  
Transparent

Foscagem Jacto Areia  
Sandblasting  
Sablage  
Novaglass Opaque

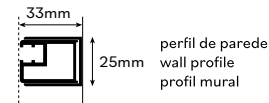
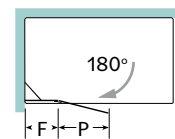
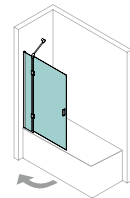
20/80

### NOTAS · NOTES · NOTES

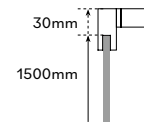
Acessórios em latão cromado.  
Vidro temperado 6mm.  
Perfis em alumínio cromado.  
Altura standard do vidro: 1500mm  
Acresce altura do sistema de fixação a 45° (+30mm)  
Dimensões não standard sob consulta.  
Definir medidas exatas na encomenda.  
Apoio à retificação pag.186 posição 1

Accessories in brass chromed.  
6mm tempered glass.  
Aluminium profiles chromed.  
Class standard height: 1500mm.  
Added height of the fixation system at 45° (+30mm)  
Non standard dimensions : on request  
Specify exactly dimensions on the order.  
Rectification support page 186 position 1.

Accessoires en laiton chromé au noir.  
Verre trempé de 6mm.  
Profilés en aluminium chromé.  
Hauteur Standard : 1500mm.  
30 mm de plus avec le système de fixation à 45°  
Dimension non standard - Sur Demande / Devis.  
Spécifier les mesures exactes lors de la commande  
Aide à la prise de mesures - pag 186 - position 1.



perfil de parede  
wall profile  
profil mural



Altura do resguardo - sistema de fixação  
Height of the cabin - fixation systems  
Hauteur de l'écran - systèmes de fixation

### ACABAMENTOS · FINISHINGS · FINITIONS

#### VIDRO GLASS VIDRO



Transparente  
Transparent  
Transparent



Novaglass  
Opaque



Foscagem Jacto Areia  
Sandblasting  
Sablage



Anti-calcário  
Coating  
Anti-calcaire

#### PERFIS PROFILE PROFIL



Cromado  
Chromed  
Chromed



# Mara Dupla

## PERFIS · PROFILE · PROFIL

Dimensões Standard (P1+P)  
Standard Dimensions (P1+P)  
Dimensions Standard (P1+P)

Branco  
White  
Blanc

Metalizado  
Methalized  
Métalliques

Cromado  
Chromed  
Chromed

### VIDRO · GLASS · VERRE

Transparente  
Transparent  
Transparent

Foscagem Jacto Areia  
Sandblasting  
Sablage  
Novaglass Opaque

Transparente  
Transparent  
Transparent

Foscagem Jacto Areia  
Sandblasting  
Sablage  
Novaglass Opaque

Transparente  
Transparent  
Transparent

Foscagem Jacto Areia  
Sandblasting  
Sablage  
Novaglass Opaque

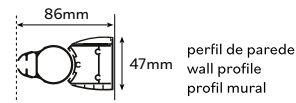
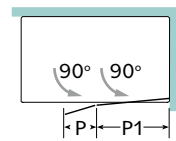
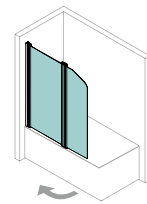
80/45

### NOTAS · NOTES · NOTES

Vidro temperado 6mm.  
 Perfis em alumínio lacado a branco, metalizado ou cromado.  
 Altura standard do vidro: 1500mm  
 Comprimento standard: 800mm + 450mm.  
 Dimensões não standard sob consulta.  
 Definir medidas exatas na encomenda.  
 Apoio à retificação pag.186 posição 1

6mm tempered glass.  
 Aluminium profiles chromed, white or methalized.  
 Glass standard height: 1500mm.  
 Standard length: 800mm + 450mm.  
 Non standard dimensions : on request  
 Specify exactly dimensions on the order.  
 Rectification support page 186 position 1.

Verre trempé de 6mm.  
 Profilés en aluminium chromé, blanc or métallique.  
 Hauteur Standard : 1500mm.  
 Longueur standard : 800mm + 450mm.  
 Dimension non standard - Sur Demande / Devis.  
 Spécifier les mesures exactes lors de la commande  
 Aide à la prise de mesures - pag 186 - position 1.



perfil de parede  
wall profile  
profil mural

### ACABAMENTOS · FINISHINGS · FINITIONS

#### VIDRO GLASS VIDRO



Transparente  
Transparent  
Transparent



Novaglass  
Opaque



Foscagem Jacto Areia  
Sandblasting  
Sablage

#### PERFIS PROFILE PROFIL



Branco  
White  
Blanc



Metalizado  
Methalized  
Métalliques



Cromado  
Chromed  
Chromed



# Mara Simples

## PERFIS · PROFILE · PROFIL

Dimensões Standard (P)  
Standard Dimensions (P)  
Dimensions Standard (P)

Branco  
White  
Blanc

Metalizado  
Methalized  
Métalliques

Cromado  
Chromed  
Chromed

VIDRO · GLASS · VERRE

Transparente  
Transparent  
Transparent

Foscagem Jacto Areia  
Sandblasting  
Sablage  
Novaglass Opaque

Transparente  
Transparent  
Transparent

Foscagem Jacto Areia  
Sandblasting  
Sablage  
Novaglass Opaque

Transparente  
Transparent  
Transparent

Foscagem Jacto Areia  
Sandblasting  
Sablage  
Novaglass Opaque

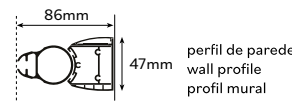
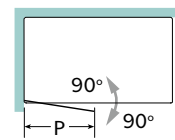
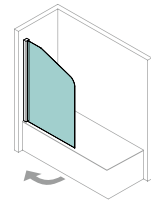
90

## NOTAS · NOTES · NOTES

Vidro temperado 6mm.  
 Perfis em alumínio cromado, branco ou metalizado.  
 Altura standard do vidro: 1500mm  
 Dimensões não standard sob consulta.  
 Definir medidas exatas na encomenda.

6mm tempered glass.  
 Aluminium profiles chromed, white or methalized.  
 Class standard height: 1500mm.  
 Non standard dimensions : on request.  
 Specify exactly dimensions on the order.  
 Rectification support: page 186 position 1.

Verre trempé de 6mm.  
 Profilés en aluminium chromé, blanc or métallique.  
 Hauteur Standard : 1500mm.  
 Dimension non standard - Sur Demande / Devis.  
 Spécifier les mesures exactes lors de la commande.  
 Aide à la prise de mesures - pág 186 - position 1.



perfil de parede  
wall profile  
profil mural

## ACABAMENTOS · FINISHINGS · FINITIONS

VIDRO  
GLASS  
VIDRO



Transparente  
Transparent  
Transparent



Novaglass  
Opaque



Serigrafado  
Silk-screened  
Sérigraphié

PERFIS  
PROFILE  
PROFIL



Branco  
White  
Blanc



Metalizado  
Methalized  
Métalliques



Cromado  
Chromed  
Chromed



# Mónica

## PERFIS · PROFILE · PROFIL

Dimensões Standard (P)  
Standard Dimensions (P)  
Dimensions Standard (P)

Branco  
White  
Blanc

Metalizado  
Methalized  
Métalliques

VIDRO · GLASS · VERRE

Transparente  
Transparent  
Transparent

Foscagem Jacto Areia  
Sandblasting  
Sablage

Transparente  
Transparent  
Transparent

Foscagem Jacto Areia  
Sandblasting  
Sablage

Novaglass Opaque

Novaglass Opaque

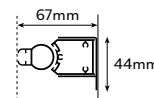
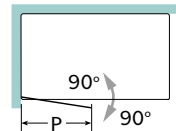
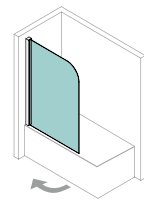
85

## NOTAS · NOTES · NOTES

Vidro temperado 6mm.  
 Perfis em alumínio lacado a branco ou metalizado.  
 Altura standard do vidro: 1500mm  
 Comprimento standard: 850mm.  
 Dimensões não standard sob consulta.  
 Definir medidas exatas na encomenda.  
 Vidro transparente reversível.  
 Apoio à retificação pag.186 posição 1

6mm tempered glass.  
 Aluminium profiles white or methalized.  
 Glass standard height: 1500mm.  
 Standard length: 850mm.  
 Non standard dimensions : on request  
 Specify exactly dimensions on the order.  
 Glass clear reversible.  
 Rectification support page 186 position 1.

Verre trempé de 6mm.  
 Profilés en aluminium chromé, blanc or métallique.  
 Hauteur Standard : 1500mm.  
 Longueur standard : 850mm.  
 Dimension non standard - Sur Demande / Devis.  
 Spécifier les mesures exactes lors de la comande  
 Verre transparent réversible.  
 Aide à la prise de mesures - pag 186 - position 1.



perfil de parede  
wall profile  
profil mural

## ACABAMENTOS · FINISHINGS · FINITIONS

VIDRO  
GLASS  
VIDRO



Transparente  
Transparent  
Transparent



Novaglass  
Opaque



Foscagem Jacto Areia  
Sandblasting  
Sablage

PERFIS  
PROFILE  
PROFIL



Branco  
White  
Blanc



Metalizado  
Methalized  
Métalliques





# ARQ630

## PERFIS · PROFILE · PROFIL

Dimensões Standard (P)  
Standard Dimensions (P)  
Dimensions Standard (P)

Cromado  
Chromed  
Chromed

## VIDRO · GLASS · VERRE

Transparente  
Transparent  
Transparent

Foscagem Jacto Areia  
Sandblasting  
Sablage  
Novaglass Opaque

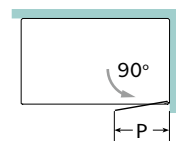
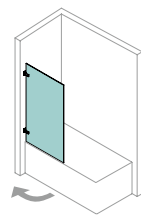
80  
90  
100

## NOTAS · NOTES · NOTES

Acessórios em latão cromado.  
Vidro temperado de 8mm.  
Altura standard: 1500mm.  
Vidro transparente e opaco reversível.  
Dimensões não standard sob consulta.  
Definir medidas exatas na encomenda.

Brass fittings.  
8mm tempered glass.  
Standard height: 1500mm.  
Glass clear and opaque reversible.  
Non standard dimensions: on request.  
Specify exactly dimensions on the order.

Acessoires en laiton chromé.  
Verre trempé de 8mm.  
Hauteur standard: 1500mm.  
Verre transparent et opaque réversible.  
Dimension non standard - Sur de mande / Devis  
Specifiez les mesures exactes lors de la commande.



## ACABAMENTOS · FINISHINGS · FINITIONS

### VIDRO GLASS VIDRO



Transparente  
Transparent  
Transparent



Novaglass  
Opaque



Foscagem Jacto Areia  
Sandblasting  
Sablage



Anti-calcário  
Coating  
Anti-calcaire


### PERFIS PROFILE PROFIL



Cromado  
Chromed  
Chromed



ITALBOX®



## resguardos de banheira

*bathtub screens  
pare-baignoires*

## fixo

*fixed  
panneaux fixes*

# ARQ620

## PERFIS · PROFILE · PROFIL

Dimensões Standard (F)  
Standard Dimensions (F)  
Dimensions Standard (F)

Cromado  
Chromed  
Chromed

## VIDRO · GLASS · VERRE

Transparente  
Transparent  
Transparent

Foscagem Jacto Areia  
Sandblasting  
Sablage  
Novaglass Opaque

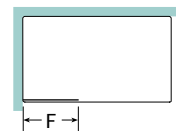
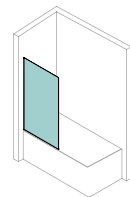
80  
90  
100  
110  
120

## NOTAS · NOTES · NOTES

Acessórios em latão cromado.  
Vidro temperado de 8mm.  
Perfis em alumínio cromado.  
Altura standard do vidro: 1500mm  
Dimensões não standard sob consulta.  
Definir medidas exatas na encomenda.  
Apoio à retificação pag.186 posição 1

Accessories in brass chromed .  
8mm tempered glass.  
Aluminium profiles chromed.  
Glass standard height: 1500mm.  
Non standard dimensions : on request  
Specify exactly dimensions on the order.  
Rectification support page 186 position 1.

Accessoires en laiton chromé .  
Verre trempé de 8mm.  
Profils en aluminium chromé.  
Hauteur Standard : 1500mm.  
Dimension non standard - Sur Demande / Devis.  
Spécifier les mesures exactes lors de la commande  
Aide à la prise de mesures - pag 186 - position 1.



perfil de parede  
wall profile  
profil mural

## ACABAMENTOS · FINISHINGS · FINITIONS

### VIDRO GLASS VIDRO



Transparente  
Transparent  
Transparent



Novaglass  
Opaque



Foscagem Jacto Areia  
Sandblasting  
Sablage



Anti-calcário  
Coating  
Anti-calcaire

### PERFIS PROFILE PROFIL



Cromado  
Chromed  
Chromed







Antes  
Before  
Avant

**Solução simples e rápida de substituição de banheira para resguardo de duche com arrumação integrada.**

Accessórios em latão: cromado, preto ou branco.  
Perfis em alumínio cromado, preto ou branco.  
Acabamento vidro: transparente, novaglass/serigrafado. (outros acabamentos sob consulta)  
Espessura do vidro: 8mm  
Outras dimensões sob consulta

**Simple and quick solution to replace a bathtub for a shower screen with storage included.**

Brass accessories: chrome, black or white.  
Chromed aluminum profiles, black or white.  
Glass finish: transparent, novaglass/screen-printed. (other finishes on request)  
Glass thickness: 8mm  
Other dimensions on request

**Solution simple et rapide pour remplacer votre baignoire pour une paroi de douche avec rangement**

Accessoires en laiton chromé, noir au Blanc  
Profils en aluminium chromé, noir ou blanc  
Verre transparent, opaque au sérigraphié (D'autres finition, seulement sur devis)  
Verre trempé de 8 mm  
D'autres dimension seulement sur devis

 Anti calcário / Anti calcium  
Anticalcaire / Descalcificación



## Bateria

**Solução de divisão de espaço, criando duas zonas com funções distintas mantendo as linhas simples e elegantes em todo o espaço da sua casa de banho.**

Accessórios em latão cromado, preto e branco.  
Perfis em alumínio cromado, preto ou branco.  
Acabamento vidro: transparente, novaglass/serigrafado.  
(outros acabamentos sob consulta)  
Espessura do vidro: 8mm / 10mm  
Outras dimensões sob consulta.

**Space division solution, creating two zones with different functions, maintaining simple and elegant lines throughout your bathroom space.**

Brass accessories: chrome, black or white.  
Chromed aluminum profiles, black or white.  
Glass finish: transparent, novaglass/screen-printed.  
(other finishes on request)  
Glass thickness: 8mm / 10mm  
Other dimensions on request

**Solution de division entre deux espaces différents, qui fera l'espace de votre salle de bain simple et élégant**

Accessoires en laiton chromé, noir ou Blanc  
Profils en aluminium chromé, noir ou blanc  
Verre transparent, opaque au sérigraphié  
(D'autres finitions, seulement sur devis)  
Verre trempé de 8 mm / 10mm  
D'autres dimension seulement sur devis

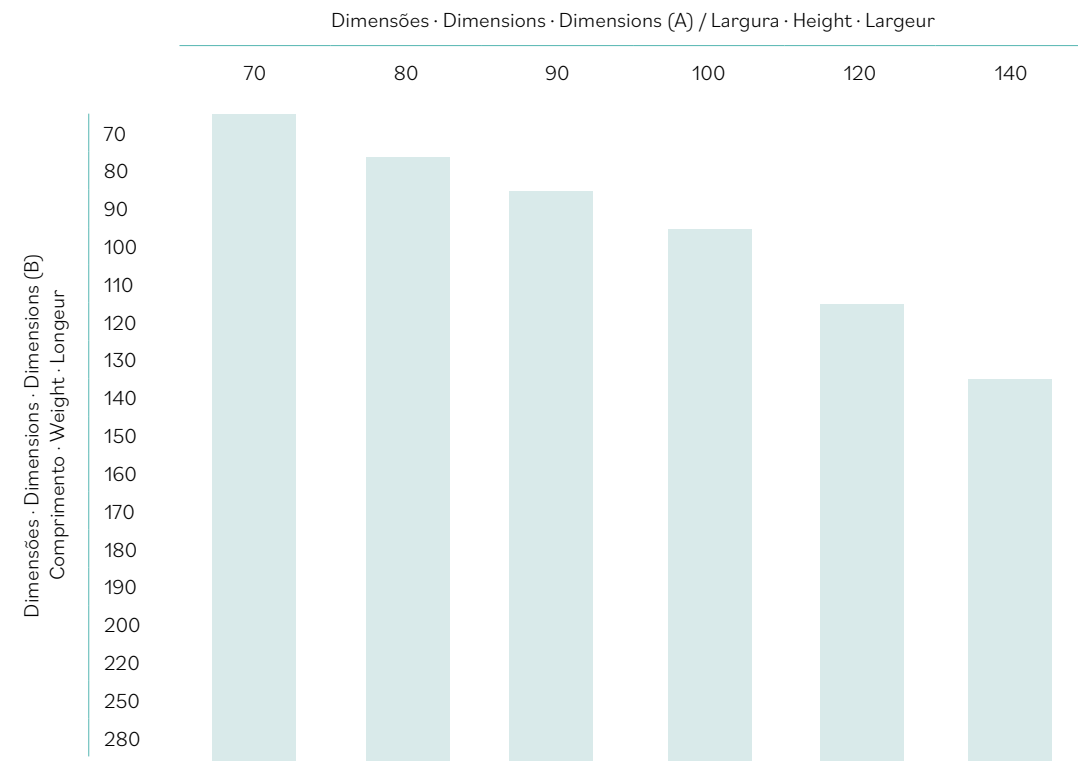
 Anti calcário / Anti calcium  
Anticalcaire / Descalcificación





# Stoneshale Minimal

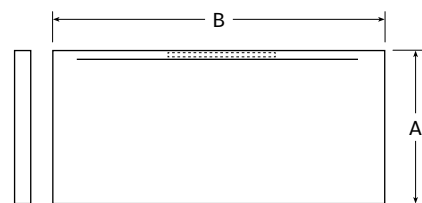
Tolerância · Tolerance · Tolérance ± 2%  
 Altura · Height · A taile 30mm



## NOTAS · NOTES · NOTES

Base em outras cores (carta Ral) acrescenta 50€/uni. Others showertray colors (ral) adds 50€/un.  
 Nas medidas intermédias o preço é sobre a medida maior (ex: 164 x 78 = à medida 170 x 80). In intermediate measures the price is on the largest measure (ex: 164 x 78 = 170 x 80 measurement).  
 Corte para medidas intermédias: 40€/uni. Cut for intermediate measures: 40€/un.  
 Válvula, grelha e manual de aplicação/instalação incluídos. Valve, grille and application/installation manual included.  
 Definir medidas exactas na encomenda. Specify exact sizes on the order.

Receveur dans d'autres couleurs (carte Ral couleur) + 50 €/unité.  
 Dans les mesures intermédiaires, le prix est basé sur la dimension supérieur (ex: 164 x 78 = prix du receveur 170 x 80 + le prix de la découpe).  
 Découpe de mesure intermédiaires + 40€/unité (chaque découpe)  
 Bonde de receveur – inclus  
 Grille inox + notice d'installation – inclus  
 Préciser les dimensions exact dans les bon de commande.



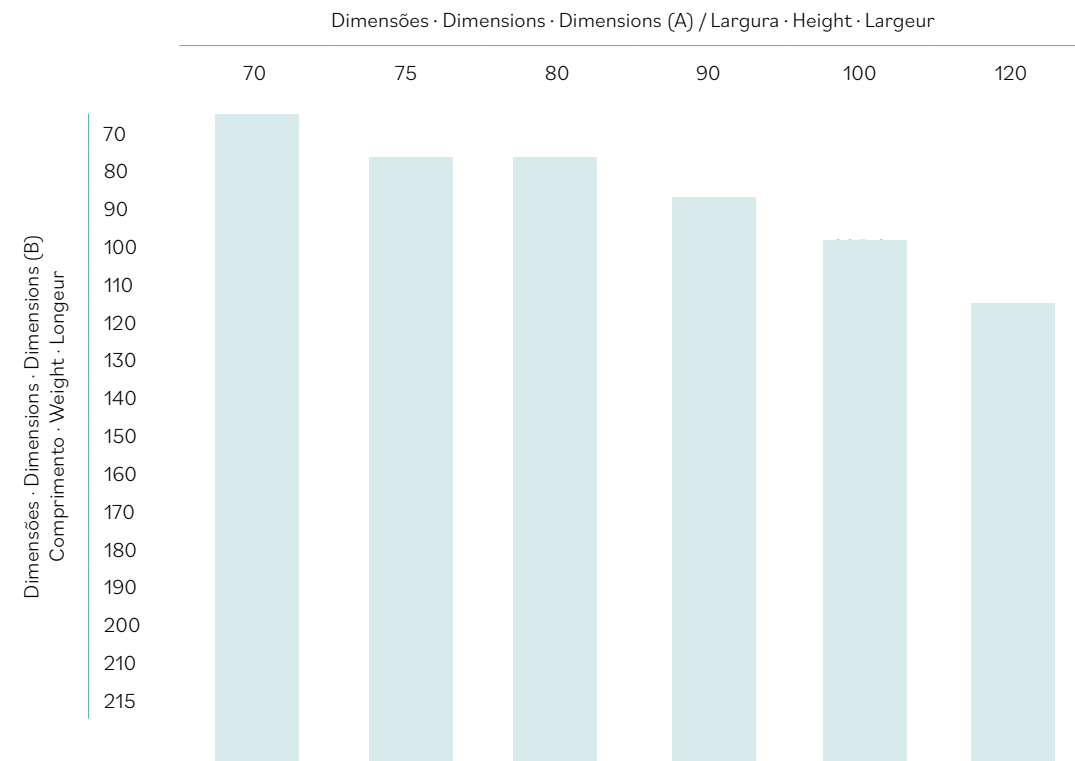
## ACABAMENTOS · FINISHINGS · FINITIONS





# Stoneshale

Tolerância · Tolerance · Tolérance ± 2%  
 Altura · Height · A taille 30mm

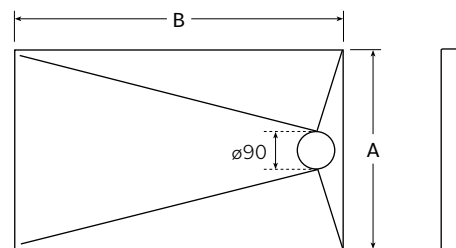


## NOTAS · NOTES · NOTES

Base em outras cores (carta Ral) acrescenta 50€/uni.  
 Nas medidas intermédias o preço é sobre a medida maior (ex: 164 x 78 = à medida 170 x 80).  
 Corte para medidas intermédias: 40€/uni. Válvula, grelha e manual de aplicação/instalação incluídos.  
 Definir medidas exactas na encomenda.

Others showertray colors (ral) adds 50€/un.  
 In intermediate measures the price is on the largest measure (ex. 164 x 78 = 170 x 80 measurement).  
 Cut for intermediate measures: 40€/un. Valve, grille and application/installation manual included.  
 Specify exact sizes on the order.

Receveur dans d'autres couleurs (carte Ral couleur) + 50 €/unité.  
 Dans les mesures intermédiaires, le prix est basé sur la dimension supérieur (ex : 164 x 78 = prix du receveur 170 x 80 + le prix de la découpe).  
 Découpe de mesure intermédiaires + 40€/ unité (chaque découpe)  
 Bonde de receveur – inclus  
 Grille inox + notice d'installation – inclus  
 Préciser les dimensions exact dans les bon de commande.



## ACABAMENTOS · FINISHINGS · FINITIONS



Branco  
White  
Blanc



Preto  
Black  
Noir

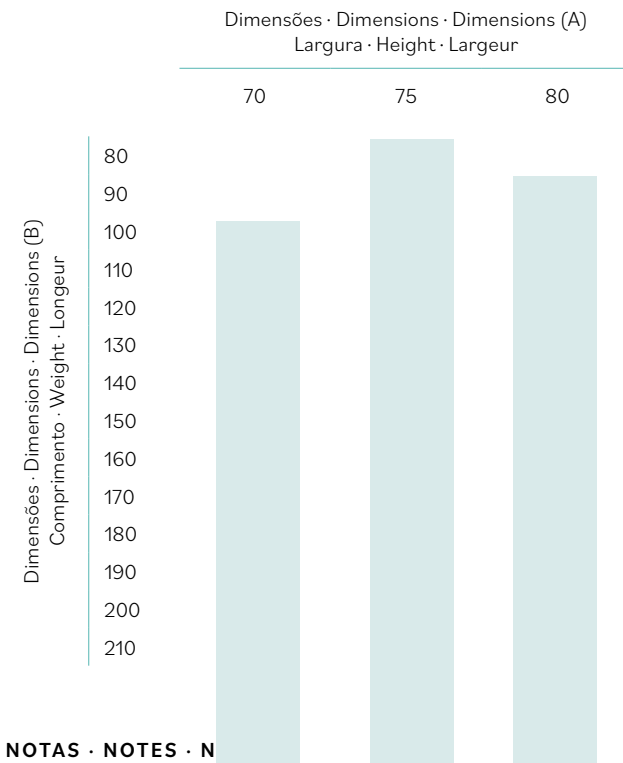


Areia  
Sand  
Sable



# Stoneshale Plus

Tolerância · Tolerance · Tolérance ± 2%  
 Altura · Height · A taile 30mm

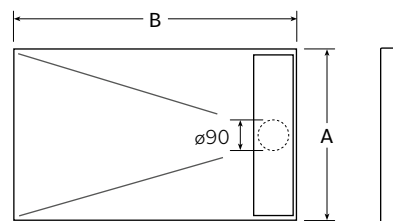


## NOTAS · NOTES · N

Base em outras cores (carta Ral) acrescenta 50€/uni.  
 Nas medidas intermédias o preço é sobre a medida maior (ex: 164 x 78 = à medida 170 x 80).  
 Corte para medidas intermédias: 40€/uni. Válvula, grelha e manual de aplicação/instalação incluídos.  
 Definir medidas exactas na encomenda.

Others showertray colors (ral) adds 50€/un.  
 In intermediate measures the price is on the largest measure (ex. 164 x 78 = 170 x 80 measurement).  
 Cut for intermediate measures: 40€/un. Valve, grille and application/installation manual included.  
 Specify exact sizes on the order.

Receveur dans d'autres couleurs (carte Ral couleur) + 50 €/unité.  
 Dans les mesures intermédiaires, le prix est basé sur la dimension supérieure (ex : 164 x 78 = prix du receveur 170 x 80 + le prix de la découpe).  
 Découpe de mesure intermédiaires + 40€/ unité (chaque découpe)  
 Bonde de receveur – inclus  
 Grille inox + notice d'installation – inclus  
 Préciser les dimensions exact dans les bon de commande.



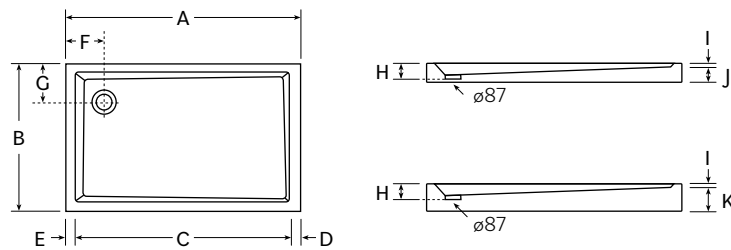
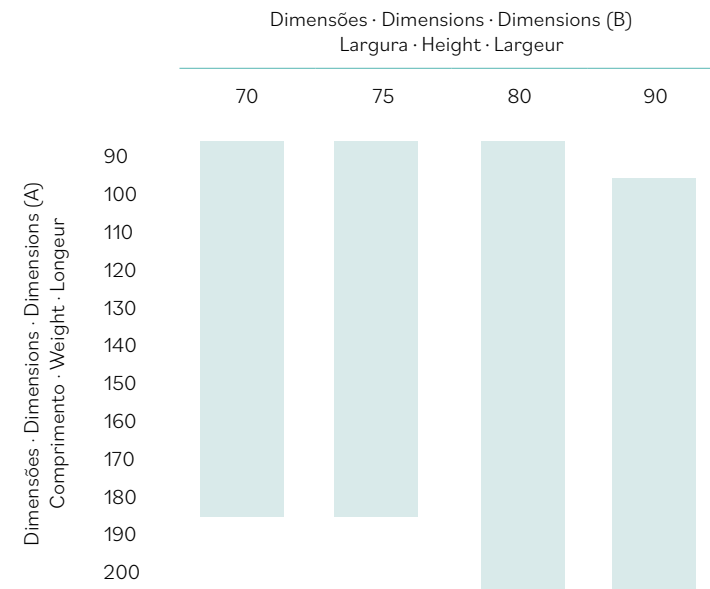
## ACABAMENTOS · FINISHINGS · FINITIONS



# Acrílica Extraplana

## RECTANGULAR · RECTANGULAR · RECTANGULAIRE

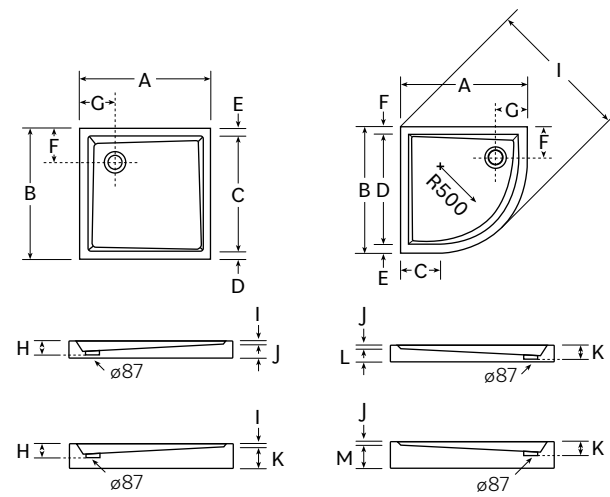
Tolerância · Tolerance · Tolérance ± 2%



## QUADRADA · SQUARE · CARRÉ CANTO · CORNER · D'ANGLE

Tolerância · Tolerance · Tolérance ± 2%

Dimensões · Dimensions · Dimensions (A) Comprimento · Weight · Longueur	Dimensões · Dimensions · Dimensions (B) Largura · Height · Largeur		
	80	90	100
80	165 €	·	·
90	·	190 €	·
100	·	·	225 €



### NOTAS · NOTES · NOTES

Base de duche Acrílica Extraplana, com ABA integral de 50 mm ou 100 mm (opcional).  
Altura interior da cuba de 25 mm.  
Fundo Liso.  
Válvula de descarga incluída.  
Definir medidas exactas na encomenda.

Acrylic Extraplana Showertray with 50 mm or 100 mm integral border;  
Interior height 25 mm;  
Smooth bottom;  
Outlet drain includedSpecify exact sizes on the order.

Receveur de douche acrylique Extraplana avec bord intégral de 50 mm ou 100 mm ;  
Hauteur intérieure 25mm ;  
Fond lisse ;  
Bonde de douche inclus  
Préciser les dimensions exact dans les bon de commande.

### ACABAMENTOS · FINISHINGS · FINITIONS



Branco  
White  
Blanc





# Impressão digital


digital print · impression

EXEMPLOS · EXAMPLES · EXEMPLES




# Perfis

profiles · profils




# Serigrafias standard


standard printing · impression standard




VSH LARGO - BANHEIRA



VSH LARGO - DUCHE



VSH - BANHEIRA



VSH - DUCHE




VSH FINO




VSV FINO




VS MEIO CORPO



VS FILME



VSQ



VSB



VSQ ALEATÓRIO



VSB ALEATÓRIO



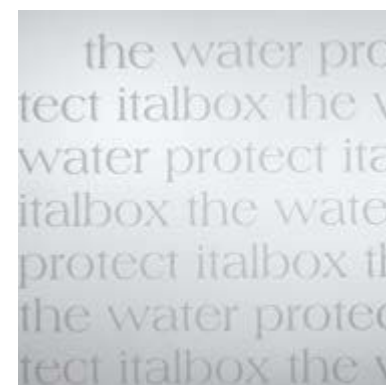
VS CUBO MEIO CORPO



VS CUBO



VS ALEATÓRIO



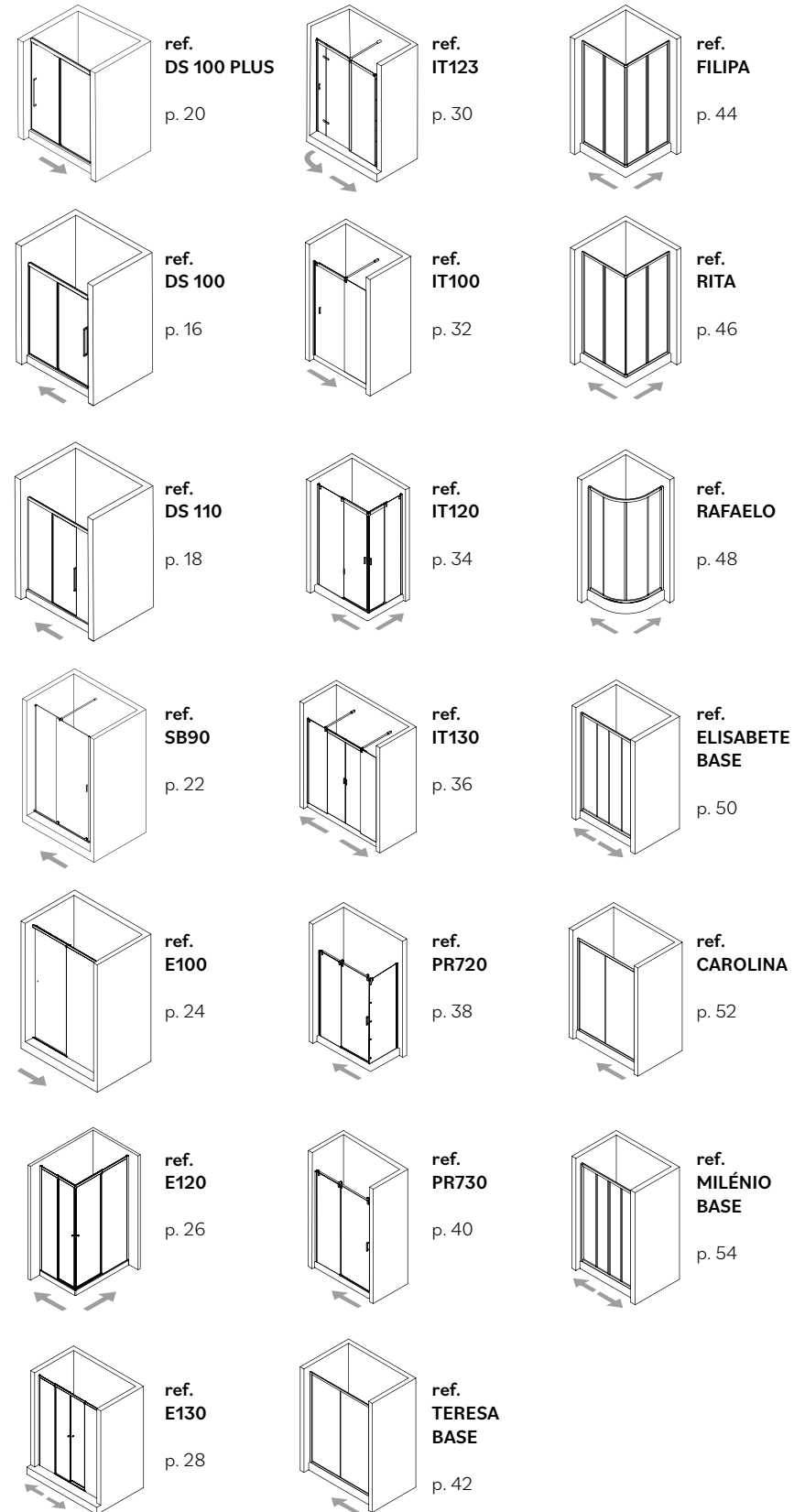
VS WATER PROTECT

Foscagem não standard sujeito a orçamento · Non-standard Sandblasting · only by budget · Sablage non standard · sur demande

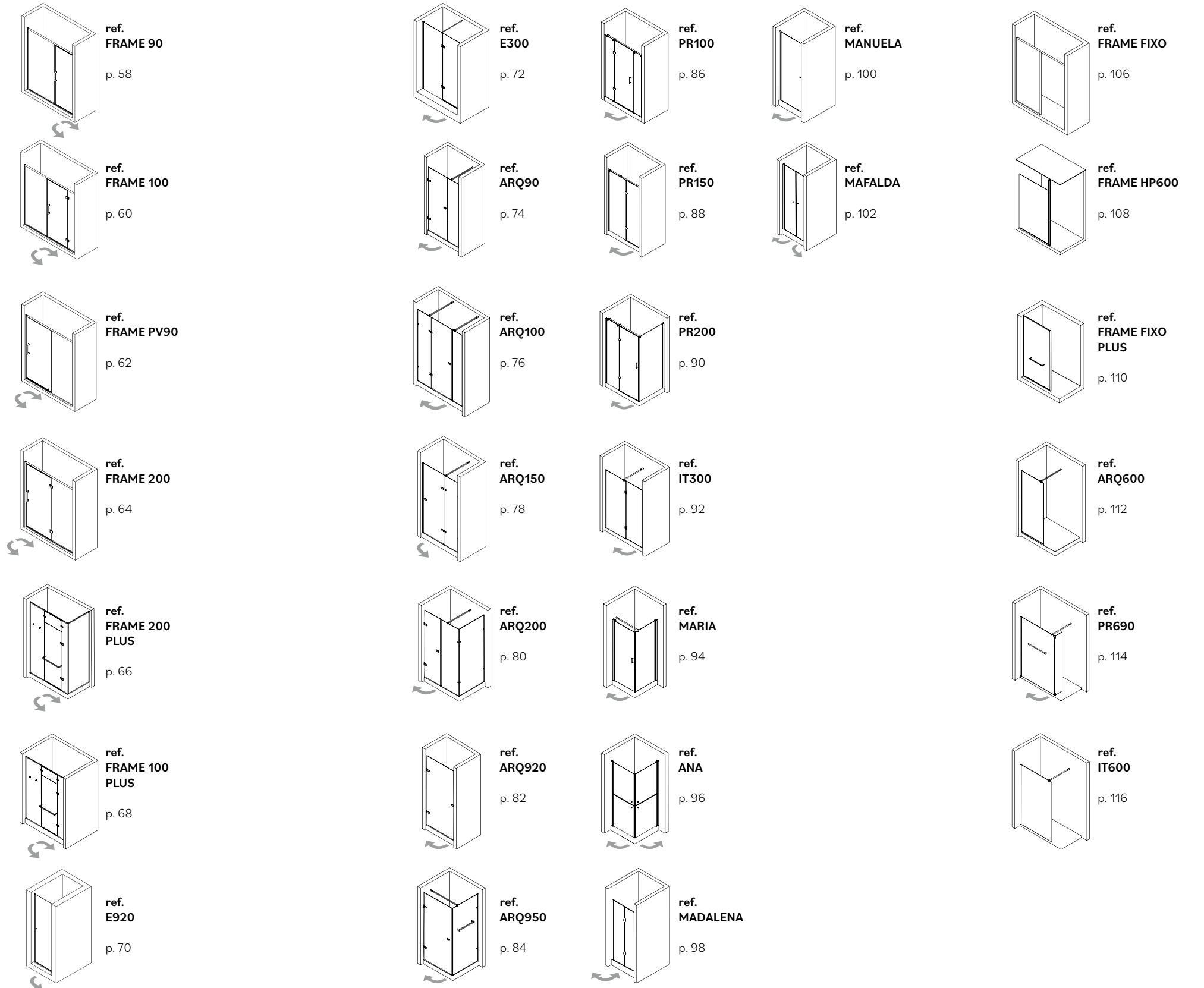
# Gama de produtos

range products · gamme de produits

## RESGUARDOS DE DUCHE PORTAS DE CORRER



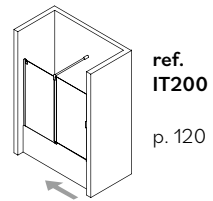
## RESGUARDOS DE DUCHE PORTAS DE ABRIR



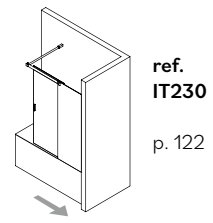
# Gama de produtos

range products · gamme de produits

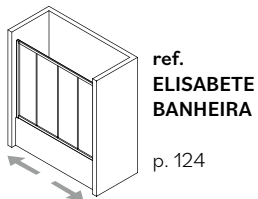
## RESGUARDOS DE BANHEIRA PORTAS DE CORRER



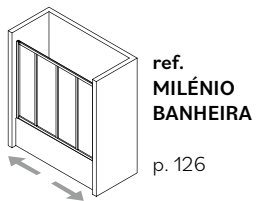
ref. IT200  
p. 120



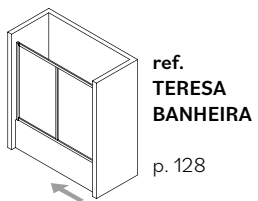
ref. IT230  
p. 122



ref. ELISABETE BANHEIRA  
p. 124

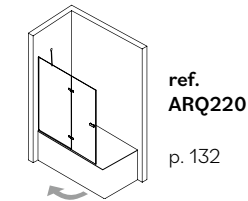


ref. MILÉNIO BANHEIRA  
p. 126

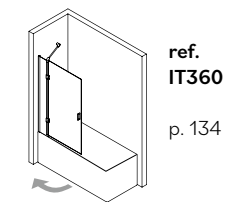


ref. TERESA BANHEIRA  
p. 128

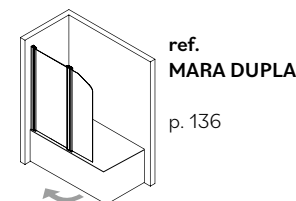
## RESGUARDOS DE BANHEIRA PORTAS DE ABRIR



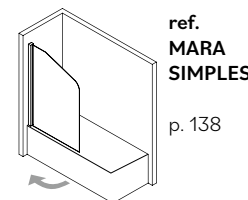
ref. ARQ220  
p. 132



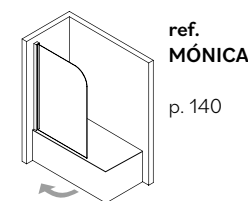
ref. IT360  
p. 134



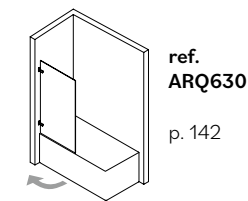
ref. MARA DUPLA  
p. 136



ref. MARA SIMPLES  
p. 138

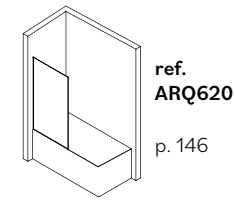


ref. MÓNICA  
p. 140



ref. ARQ630  
p. 142

## RESGUARDOS DE BANHEIRA FIXO

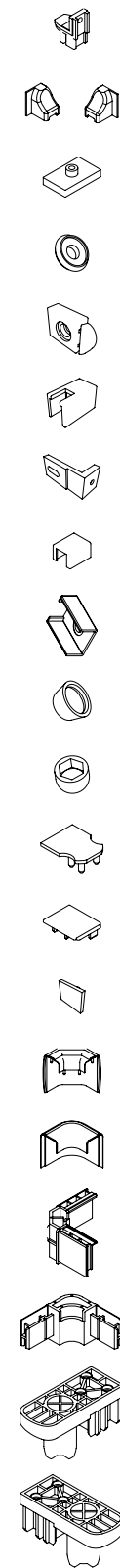


ref. ARQ620  
p. 146

# Acessórios

fittings · accessoires

Designação  
Designation  
Désignation



Fixador lateral

Tampa esq+dir

Fixador de vidro IT

Anilha de fixação nylon  
20 unidades

Batente FILIPA

Remate ARQ

Cantoneira canto ARQ

Tampa perfil de parede

Tampa FRAME

Tampa redonda nylon  
20 Unidades

Tampa nylon sextavada  
20 Unidades

Tampa PR

Tampa IT

Tampa ARQ

Tampa FILIPA

Tampa de canto RITA

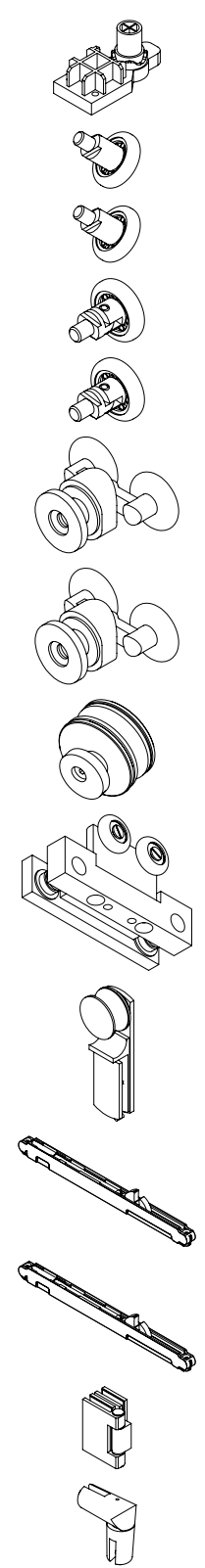
Canto FILIPA

Canto RITA

Suporte drt MADALENA

Suporte esq MADALENA

Designação  
Designation  
Désignation



Suporte inferior mónica

Rolamento TERESA, RITA,  
MILÉNIO branco

Rolamento TERESA, RITA,  
MILÉNIO preto

Rolamento RAFAELO branco

Rolamento RAFAELO preto

Rolamento duplo  
superior

Rolamento duplo  
inferior

Rolamento cabine SB90

Sistema de rolamento cabine  
doubleslide

Conjunto rolamento PR

Soft-close 50kg

Soft-close 70kg

Dobradiça IT

Dobradiça PR690



# Acessórios

fittings · accessoires

Designação Designation Désignation	Designação Designation Désignation
	Dobradiça arq parede exterior
	Dobradiça arq vidro interior
	Dobradiça arq vidro exterior
	Dobradiça E920
	Dobradiça E300
	Dobradiça FRAME v/v 8mm
	Dobradiça FRAME v/v 10mm
	Dobradiça mola v/v 8mm - 10mm
	Dobradiça mola p/v 8mm - 10mm
	Eixo da bandeira FRAME PLUS
	Remate de canto do perfil de vedação oval
	Perfil U arq.
	Perfil vedação oval
	Perfil de vedação da porta
	Guia da porta IT drt.

Designação Designation Désignation	Designação Designation Désignation
	Guia da porta IT esq.
	Guia doubleslide porta drt.
	Guia doubleslide porta esq.
	Fixador 90° quadrado
	Fixador 90° Redondo
	Fixador cruzeta quadrada
	Fixador cruzeta redondo
	Fixador inclinado
	Fixador universal 45°
	Toalheiro ARQ
	Toalheiro PR

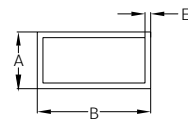
Designação Designation Désignation	Designação Designation Désignation
	Toalheiro FRAME
	Puxador IT123
	Puxador portas de correr
	Puxador portas de abrir
	Puxador ARQ
	Puxador BENEDITA
	Puxador MARIA
	Puxador MANUELA
	Puxador asa dupla c/ 300mm (FRAME)
	Puxador asa dupla c/ 600mm (doubleslide)

Designação Designation Désignation	Designação Designation Désignation	Aplicação Application Application
	Vedante V6mm ALA 15 c/ 2 metros	E100, E120, E130, IT100, IT120, IT130 (aplicação vertical) IT360, IT200, IT230 (aplicação vertical) ELISABETE (BANHEIRA) (aplicação vertical) cabines especiais de altura > 2000mm
	Vedante V6mm ALA 12 c/ 2 metros	BENDITA, EMÍLIA, INÊS (aplicação vertical)
	Vedante V8mm ALA 11 c/ 2 metros	PR'S: (cortar pela medida da porta) 100, 150, 200, 300, 400, 800, 920, 950, 970 (aplicação horizontal) ARQ'S: (cortar pela medida da porta) 90, 100, 150, 200, 920, 950 (aplicação horizontal)
	Vedante V8mm ALA 21 c/ 2 metros	PR'S*: 100, 150, 200, 300, 400, 800, 920, 950, 970 ARQ'S*: 90, 100, 150, 200, 920, 950 ARQ 630, PR 650 (c/ 1500mm) MÓNICA (c/ 1500mm) (aplicação vertical*) cabines especiais de altura > 2000mm
	Vedante 536	RITA, RAFAELO, TERESA, MILÉNIO (uniões)
	Vedante calha u 5+5	DOUBLE-SIDE, FRAME (aplicação vertical / horizontal)
	Vedante V8 ABA RÍGIDA c/ 2 metros	ARQ'S: 90, 100, 150, 200, 920 PR'S*: 100, 150, 400, 920, 950, 970 (aplicação vertical) cabines especiais de altura > 2000mm
	Vedante balão v6 / v8 mm c/ 2 metros	cabines especiais (aplicação vertical / horizontal)
	Vedante balão v10 mm c/ 2 metros	FRAME PLUS ENTRE PAREDES, FRAME CANTO (aplicação vertical / horizontal) cabines especiais v10mm
	Vedante V6 ALA 17 c/ 2 metros	MARA DUPLA (aplicação horizontal) IT'S: 300, 350, 360 MADALENA, LEONOR, SILVIA, MARIA MARA SIMPLES (aplicação horizontal)
	Vedante V6 ALA 13 c/ 2 metros	ANA, MAFALDA, MANUELA (aplicação horizontal) MÓNICA (aplicação horizontal)
	Vedante V6 ALA 8 c/ 2 metros	RITA, TERESA, MILENIO
	Magnético 45° v6 / v8 c/ 2 metros	ELISABETE BANHEIRA E120, E130, IT123, IT120, IT130, IT300, c/ lat., LEONOR, LEONARDO, MARIA, ANA, MADALENA, MANUELA (metalizada), SILVIA, MAFALDA, INÊS, FILIPA, LEONARDO, ELISABERE BASE
	Magnético v8 / v10 c/ 2 metros	MODELOS FRAMES, MODELOS FRAME PLUS

# Perfis de compensação

compensation profiles · profilés de compensation

## TUBO

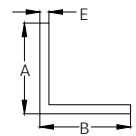


A	B	E
15	15	1,5
20	20	1,5
30	20	1,4
30	30	2
40	40	1,6
40	20	1,7
40	30	2
50	20	1,5
50	30	1,8
60	20	1,1
60	30	1,2

### ACABAMENTOS · FINISHINGS · FINITIONS

Branco White Blanc	Metalizado Methalized Métalliques	Cromado Chromed Chromed
--------------------------	---	-------------------------------

## CANTONEIRAS

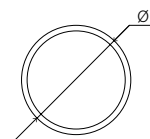


A	B	E
15	15	1,5
20	15	1,4
30	30	2,3
70	40	2
80	40	2,7

### ACABAMENTOS · FINISHINGS · FINITIONS

Branco White Blanc	Metalizado Methalized Métalliques	Cromado Chromed Chromed
--------------------------	---	-------------------------------

## TUBO (REDONDO)



Ø
8
16
25

### ACABAMENTOS · FINISHINGS · FINITIONS

Branco White Blanc	Metalizado Methalized Métalliques	Cromado Chromed Chromed
--------------------------	---	-------------------------------

## COMPATIBILIDADES COM CABINES REDONDAS · SHOWER BOXES COMPATIBILITY · COMPATIBILITÉS RONDE CABINES

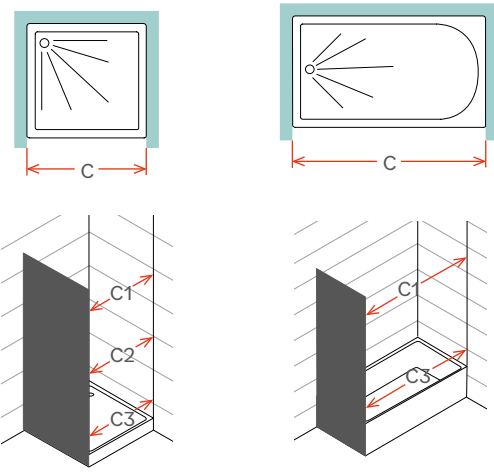
Fabricante Brand Marca	Modelo Model Model	Dimensões (mm) Dimensions (mm) Dimensões (mm)	Raio (mm) Raio (mm) Raio (mm)
Sanitana	Anabela	800x800	500
Sanitana	Maria	800x800	500
Sanitana	Maria	900x900	500
Sanitana	Natura	900x900	500
Sanitana	Oriente	900x900	500
Sanitana	Oriente	1000x1000	500
Sanitana	Esfera	900x900	500
Sanitana	Esfera	800x800	500
Sanitana	Julieta	900x900	500
Sanitana	Vita	1000x1000	500
Roca	Malta	800x800	500
Roca	Malta	900x900	500
Roca	Malta	1000x1000	500
Roca	Paradise	800x800	500
Roca	Paradise	900x900	500
Roca	Sherry	800x800	500
Roca	Sherry	900x900	500
Roca	Sherry	1000x1000	500
Roca	Madalena(mira)	800x800	500
Sanindusa	Elsy	800x800	500
Sanindusa	Elsy	900x900	500
Sanindusa	Aresta	800x800	500
Sanindusa	Aresta	900x900	500
Asd	Canto	750x750	500
Asd	Canto	800x800	500
Asd	Canto	900x900	500
Asd	Canto	1000x1000	500
Expobanho	-----	800x800	500
Hidrobox	Visual	1000x1000	500



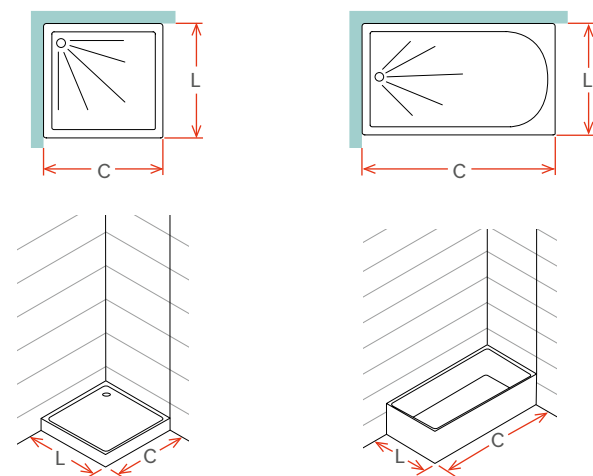
# Conselhos de medidas

measure method · conseils de mesures

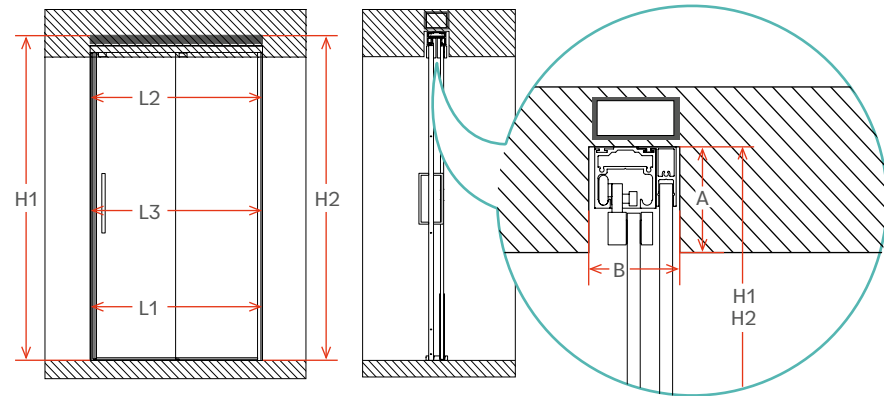
## POSIÇÃO 1 · POSITION 1 · POSITION 1



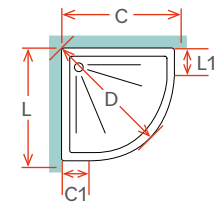
## POSIÇÃO 2 · POSITION 2 · POSITION 2



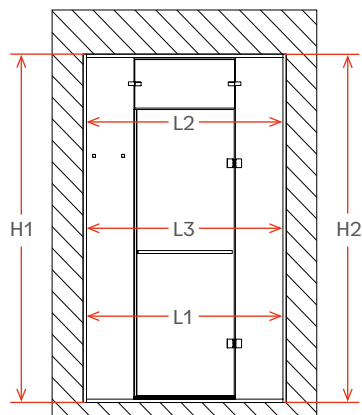
## POSIÇÃO 4 · POSITION 4 · POSITION 4



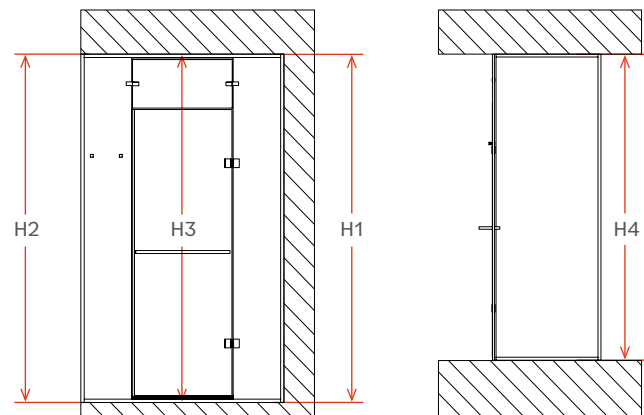
## POSIÇÃO 3 · POSITION 3 · POSITION 3



## POSIÇÃO 5 · POSITION 5 · POSITION 5

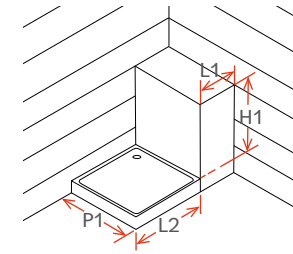


## POSIÇÃO 5 · POSITION 5 · POSITION 5

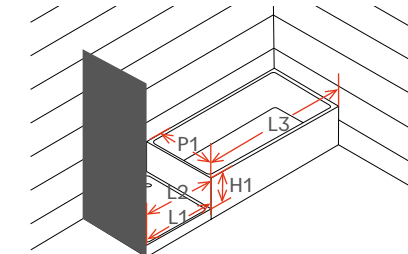


## EXEMPLOS · EXAMPLES · EXEMPLES

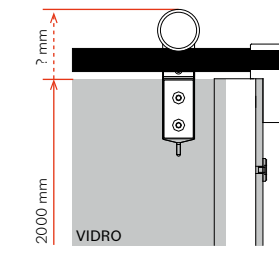
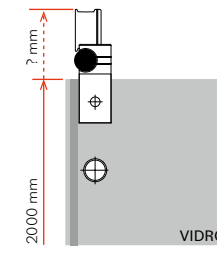
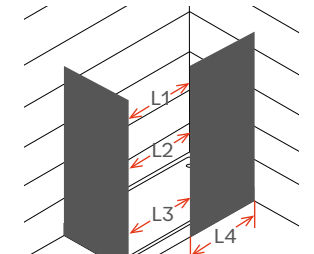
### ESPAÇO COM MURETE SPACE WITH LOW WALL ESPACE AVEC MUR



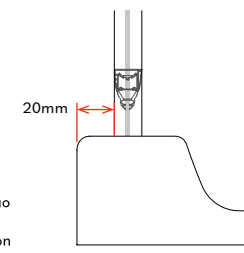
### ESPAÇO COM BASE E BANHEIRA SPACE WITH SHOWERTRAY AND BATHTUB ESPACE AVEC RECEVEUR ET BAIGNOIRE



### BASE ENTRE QUATRO PAREDES SHOWERTRAY BETWEEN FOUR WALLS RECEVEUR ENTRE 4 MURS



Altura do resguardo - sistema de fixação  
Height of the cabin - fixation systems  
Hauteur de l'écran - systèmes de fixation

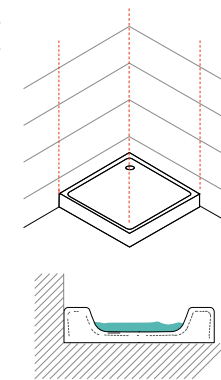


Aplicação 20mm do rebordo da base  
Application 20mm edge of the base  
Application 20mm à partir du bord de la base

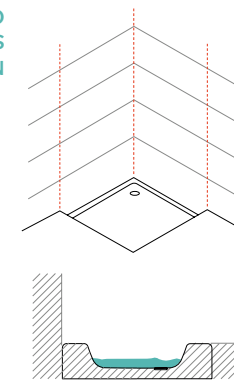
## Tipos de base

shower tray tape · type de receveur de douche

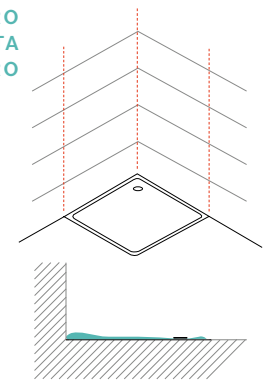
### NORMAL NORMAL ORDINAIRE



### REBAIXO RECESS RÉCRÉATION



### COTA ZERO ZERO QUOTA QUOTA ZÉRO

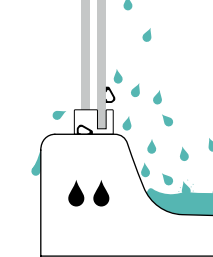


## Estanqueidade

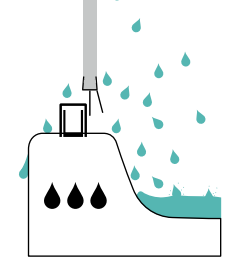
lightness · estançreté



PORTAS DE CORRER  
com sistema de rolamento superior e interior  
SLIDING DOORS  
with upper and inner bearing system  
PORTES COULISSANTES  
avec système de roulement supérieur et intérieur



PORTAS DE CORRER  
só com sistema de rolamento superior  
SLIDING DOORS  
only with top bearing system  
PORTES COULISSANTES  
uniquement avec système de roulement supérieur



PORTAS DE ABRIR  
OPENING DOORS  
PORTES D'OUVRIR

# Qualidade e segurança

quality and safety · qualité et sécurité



## PT

A Italbox é uma empresa de resguardos de duche que aplica o seu saber desde 1999, no desenvolvimento de sistemas de banho adequados a estilos de vida diversos. Os resguardos Italbox são submetidos a rigorosos testes de segurança e qualidade para que chegue ao consumidor final produtos de qualidade.

## MARCAÇÃO CE

Os resguardos de duche em vidro comercializados pela ITALBOX são abrangidos pelo regulamento (EU) Nº 305/2011, que estabelece condições harmonizadas para a comercialização de produtos de construção, o que quer dizer que, todos os nossos produtos em vidro são ensaiados e controlados segundo as disposições de um referencial normativo específico para resguardos de duche. EN 14428:2004+A1:2007

Esta norma estabelece os requisitos e métodos de ensaio aplicáveis aos resguardos de chuveiro. São ensaiadas as características essenciais relevantes para resguardos, quer dizer com isto que as características que poderiam de alguma forma comprometer a segurança do utilizador ou o desempenho para o qual são concebidos são previamente testados e sujeitos a aprovação.

## GARANTIAS E CERTIFICADOS

Todos os produtos ITALBOX são fabricados com materiais e componentes de elevada qualidade. Os vidros utilizados nos resguardos são vidros de segurança temperados termicamente o que lhe confere uma elevada resistência ao impacto. Todos os elementos em alumínio são certificados o que nos permite ter garantia relativamente à sua qualidade. Os componentes em latão e aço inox são submetidos a rigorosos ensaios em laboratórios acreditados. O resumo final só poderia ser um produto com a máxima garantia de um elevado grau de qualidade.

## VIDRO TEMPERADO

Segundo a norma vidro EN12150-1:2000. Os nossos fornecedores de vidro asseguram os ensaios às características essenciais do vidro temperado a fim dar cumprimento ao regulamento (EU) Nº305/2011.

## PERFIS DE ALUMÍNIO

Lacagem e anodização de acordo com a norma europeia EN ISO2409 e ISO7599. Certificado Qualicoat e Qualanod. Extrusão de acordo com a norma europeia EN 12020 -2, características mecânicas de acordo com a norma EN 755 - 2 e certificação química de acordo com a norma EN 573.3.

## MATERIAIS AUXILIARES

As peças metálicas são fabricadas para corresponder de modo satisfatório aos esforços que são submetidos. A tornearia empregada por ITALBOX é fabricada em latão cromado de alta qualidade e em aço Inox 316.

## CERTIFICAÇÃO DO SISTEMA DE GESTÃO DA QUALIDADE E AMBIENTE

Para que possamos transmitir ainda mais confiança aos nossos clientes a ITALBOX viu a necessidade de otimizar e estabelecer novos processos internos de modo a dar uma resposta de mercado mais eficaz e assegurar o comprometimento com os referenciais normativos, NP EN ISO 9001 e 14001. Atualmente a empresa encontra-se em fase de implementação do sistema integrado Qualidade e Ambiente. Pretendemos fazer chegar ao nosso cliente um produto e serviço de qualidade a fim de alcançar a sua satisfação a todos os níveis.

Dispomos de um controlo da qualidade ao longo de toda a fabricação que visa o cumprimento de todos os requisitos legais e normativos.

## CROMIO 6

Os resguardos de duche adquiridos na ITALBOX, não contém cromo 6.

## EN

Italbox is a company of shower cabins, witch applies it knowledge since 1999, in the developing of bath systems suitable for several life styles. The Italbox cabins are subjected to rigorous safety and quality tests in order to arrive to the final consumer, quality products.

## CE MARKING

The glass shower cabins commercialized by Italbox are covered by the Regulation (EU) Nº 305/2011 which establish harmonized conditions for the commercialization of constructions products, which means that all of our products are tested and controlled in accordance with the provisions of a specific normative referential for shower cabins. EN 14428:2004+A1:2007

This norm establishes the requirements and test methods applicable for shower cabins. The essential characteristics relevant to the cabins are tested. That means that the characteristics that could in any way compromise the user's safety or the performance which it is designed for are tested and subject to approval.

## GUARANTEES AND CERTIFICATES

All Italbox products are manufactured with high quality materials and components. The glass used in the cabin is safety thermally tempered glass which gives a high impact resistance. All aluminum elements are certified which gives us a degree of confidence concerning the factory control and its quality. The components in brass and Inox steel are subjected to rigorous testing in accredited laboratories. The final summary could only be a product with a maximum guarantee of a high quality degree.

## TEMPERED GLASS

According to the glass norm EN12120-1:2000. Our glass suppliers ensure tests of the essential characteristics of the tempered glass to comply with the regulation (EU) Nº 305/2011.

## ALUMINIUM PROFILES

Lacquering and anodisation according to the European Norm EN ISO2409 and ISO7599, Certificate Qualicoat and Qualanod. Extrusion according to the European norm EN12020 -2, mechanical characteristics according to the norm EN 755-2 and chemical certification according to EN 573.3.

## AUXILIARY MATERIALS

The metal pieces are manufactured to meet in a satisfactory way, the efforts that are submitted. The turnery employed by Italbox is manufactured in chromed brass with high quality and 316 Inox steel.

## CERTIFICATION OF THE QUALITY MANAGEMENT AND ENVIRONMENT SYSTEM

So we can transmit further confidence to our customers, Italbox saw the need to optimize and establish new internal processes in order to give a market answer more effective and to ensure the commitment to the normative references, NP EN ISO 9001 and 14001. Currently, the company is in an implementation process of the quality and environment integrated system. We intend to give to our clients a product and service with quality in order to achieve their satisfaction.

We have a quality control along the whole production process which aims to comply with all the legal and normative requirements.

## CROMIO 6

Shower enclosures purchased from ITALBOX do not contain chromium 6.

## FR

Italbox est une société de parois de douche qui applique son savoir depuis 1999, dans le développement de systèmes appropriés aux styles de vie divers. Les parois Italbox sont soumises à des rigoureux essais de sécurité et qualité pour arriver au consommateur finale des produits de qualité.

## MARQUAGE CE

Les parois de douche en verre commercialisé par Italbox sont compris par le règlement (EU) Nº 305/2011, qui établit des conditions harmonisées pour la commercialisation de produits de construction, ce qui signifie, que tous nos produits en verre sont testés et contrôlés selon les dispositions d'une norme de référence spécifique pour les parois de douche. EN 14428:2004+A1:2007

Cette norme établit les requisit et les méthodes d'essais applicables aux parois de douche. Sont testées les caractéristiques essentielles pour les parois, en voulant dire avec ça que les caractéristiques qui pourraient d'une certaine façon compromettre la sécurité de l'utilisateur ou la performance pour lequel ils sont conçus, sont testés et soumis à l'approbation.

## GARANTIES ET CERTIFICATS

Tous les produits Italbox sont fabriqués avec des matériaux et composants de haute qualité. Le verre utilisé dans les parois sont des verre de sécurité trempé thermiquement, ce qui lui donne une haute résistance à l'impact. Tous les éléments en aluminium sont certifiés ce qui nous donne un degré de confiance relativement à son contrôle en usine et sa qualité. Les composants en laiton et en acier inoxydable sont soumis à des tests rigoureux dans des laboratoires accrédités. Le résumé final ne pouvait être qu'un produit avec une garantie maximale d'un degré élevé de qualité.

## VERRE TREMPÉ

Selon la norme verre EN12150-1:2000. Nos fournisseurs de verre assurent les essais aux caractéristiques essentielles du verre trempé pour l'exécution du règlement (EU) Nº305/2011.

## PROFIS EN ALUMINIUM

Laquage et anodisation selon la norme européenne EN ISO2409 e ISO7599. Certificat Qualicoat et Qualanod. Extrusion selon la norme européenne EN 12020 -2, caractéristiques mécaniques selon la norme EN 755 - 2 et certification chimique selon la norme EN 573.3.

## MATÉRIAUX AUXILIAIRES

Les pièces métalliques sont fabriqués pour répondre de manière satisfaisante aux efforts qui sont soumis. Le tournage employée par Italbox est fabriqué en laiton chromé de haute qualité et en acier inoxydable 316.

## CERTIFICATION DU SYSTÈME DE GESTION DE LA QUALITÉ ET ENVIRONNEMENT

Pour que nous puissions transmettre encore plus de confiance à nos clients, Italbox a vu la nécessité d'optimiser et de mettre en place de nouveaux processus interne afin de donner une réponse de marche plus efficace et de garantir l'engagement avec les références normatives, NP EN ISO 9001 e 14001. Actuellement, l'entreprise est dans la mise en oeuvre du système intégré qualité et environnement. Nous avons l'intention de faire atteindre à nos clients un produit et un service de qualité afin de parvenir votre satisfaction.

Nous avons un contrôle de qualité tout au long de la fabrication qui cherche à se conformer à toutes les exigences légales et réglementaires.

## CROMIO 6

Les paroi de douche acquise chez ITALBOX, ne contient pas de chrome 6.



Italbox  
Zona Industrial norte de Barrô nº1319  
apt. 153 | 3754-909 Águeda, Portugal  
www.italbox.pt



## ES

Italbox es una compañía de resguardos de ducha aplicando sus conocimientos desde el año 1999, en desarrollo de sistemas de bañera adecuados para el estilo de vida diversos. Los resguardos Italbox son sometidos a rigurosas pruebas de seguridad y calidad para llegar al consumidor final productos de calidad.

## EL MARCADO CE

Los resguardos en vidrio comercializado por Italbox, están cubiertos por el reglamento (UE) Nº 305/201, que establece condiciones armonizadas para la comercialización de productos de construcción, lo que significa que, todos nuestros productos en vidrio son probados y controlados de acuerdo con las disposiciones de un referencial normativo específico para resguardos. EN 14428:2004+A1:2007

Esta norma establece los requisitos y métodos de prueba aplicables a los resguardos de ducha. Son ensayadas las características esenciales pertinentes a los resguardos, se entiende que las características que podrían de alguna manera comprometer la seguridad del usuario o el desempeño para el que se han diseñado, son previamente probados y están sujetas a aprobación.

## GARANTÍAS Y CERTIFICADOS

Todos los productos Italbox son fabricados con materiales y componentes de alta calidad. Los vidrios utilizados en los resguardos son vidrios de seguridad térmicamente templados que proporciona una alta resistencia de impacto. Todos los elementos de aluminio están certificados, que nos da un grado de confianza relativamente a su control en la fábrica y su calidad. Los componentes de latón y acero inoxidable son sometidos a rigurosas pruebas en laboratorios acreditados. El resumen final sólo podía ser un producto con la máxima garantía de un alto grado de calidad.

## VIDRIO TEMPLADO

De acuerdo con la norma vidrio EN12150-1:2000. Nuestros proveedor de vidrio aseguran los ensayos a características esenciales del vidrio templado para cumplir con el reglamento (UE) Nº305/2011.

## PERFILES DE ALUMINIO

Recubrimiento y anodización de acuerdo con la norma europea EN ISO2409 e ISO7599. Certificado Qualicoat y Qualanod. Extrusión de acuerdo con la norma europea EN 12020 -2, características mecánicas de acuerdo con la norma EN 755 - 2 y certificación química de acuerdo con la norma EN 573.3.

## MATERIALES AUXILIARES

Las piezas metálicas son fabricadas para correlacionar satisfactoriamente con los esfuerzos que son sometidos. La tornearia empleada por Italbox es fabricada en latón cromado de alta calidad y en acero inoxidable 316.

## CERTIFICACIÓN DEL SISTEMA DE GESTIÓN DE CALIDAD Y AMBIENTE

Para que pudiésemos transmitir aún más confianza a nuestros clientes, la Italbox vio la necesidad de optimizar y establecer nuevos procesos internos para dar una respuesta de mercado más eficaz y asegurar el compromiso con las referencias normativas EN ISO 9001 e 1400. Actualmente la empresa se encuentra en la fase de implementación del sistema integrado Calidad y Ambiente. Tenemos la intención de llegar a nuestros clientes un producto y servicio de calidad con el fin de alcanzar su satisfacción.

Tenemos un control de calidad durante la fabricación que busca el cumplimiento con todos los requisitos legales y normativos.

## CROMIO 6

Los resguardos de ducha adquiridos en ITALBOX, no contienen cromo 6.



PT

- 1 ORDENS DE COMPRA
  - 1.1 Todas as ordens de compra são válidas mediante a confirmação escrita da Itabox, Lda. As ordens podem ser parcialmente executadas e os preços de venda, bem como as condições gerais de venda são aquelas que se tornam válidas no momento da aprovação escrita.
  - 1.2 Cancelamento da ordem de compra. Nenhuma ordem de compra pode ser cancelada sem uma aprovação prévia da Itabox, Lda., a qual debitará todos os custos e despesas que possam decorrer do cancelamento.
- 2 PRAZO DE ENTREGA
 

Os prazos de entrega são meramente indicativos, não são obrigatórios e em nenhum caso podem ser utilizados para justificar atrasos de pagamento e compensação por danos. No caso do prazo de entrega seja indispensável para o comprador, este deverá especifica-lo por escrito no momento de fazer o pedido.
- 3 PREÇOS
  - 3.1 Os preços que constam na tabela são válidos para entregas "Ex-Works" (Intercoms 1990), os custos de transporte vêm especificados na factura.
  - 3.2 Os preços constantes na tabela não incluem IVA e podem ser alterados sem aviso prévio.
- 4 TERMOS DE PAGAMENTO
 

Os pagamentos são os que constam na factura, quando não vigorar outro tipo de acordo. Em caso de atraso total ou parcial de pagamento, a Itabox, Lda., tem direito a receber 4% de juros por mês e reserva-se o direito de suspender o fornecimento de material.
- 5 CONDIÇÕES DE PAGAMENTO
 

Pagamento a pronto 2% de desconto financeiro.
- 6 EMBALAGEM
 

O preço inclui a embalagem. As caixas de madeira ou paletes, que são necessárias eventualmente para uma grande parte dos produtos mais frágeis, serão debitados no custo.
- 7 TRANSPORTE E RECLAMAÇÕES
 

Os riscos de transporte dos bens são suportados pelo comprador. O consignatário tem de verificar os bens quando eles são entregues e reclamar qualquer discrepância verificada no momento da entrega. As reclamações são consideradas válidas apenas se forem comunicadas através de uma carta registada no prazo máximo de 8 dias a contar da data de entrega.
- 8 GARANTIA
  - 8.1 Garantia de 2 anos contra todo o defeito de fabricação, excepto os vidros temperados. Garantia de stock de material para resguardos com menos de 10 anos da data da compra. Garantia de instalação, quando realizada pelos nossos instaladores oficiais ITALBOX.
  - 8.2 A garantia não cobre deteriorações não imputáveis ao produto, ou derivados de negligência na sua manipulação. A ITALBOX, LDA., tem o direito de implementar qualquer alteração nas suas condições, que seja considerada apropriada ou necessária por razões técnicas ou comerciais
- 9 CONDIÇÕES GERAIS DE VENDA
 

As condições gerais de venda são consideradas aceites no momento da ordem de compra. Sempre que for necessário será feita uma referência ao Código Civil Português. Em caso de litígio ambas as partes se submeter à jurisdição da comarca de Águeda.
- 10 ANULAÇÕES
 

Só são aceites anulações de encomendas 24 horas após a receção do email da confirmação da encomenda enviada pela ITALBOX.
- 11 DEVOLUÇÕES
 

Não se aceita nenhuma devolução que não tenha sido previamente autorizada pela ITALBOX Lda e que não chegue as nossas instalações acompanhada do documento que justifique as causas e a decisão tomada (Autorização de devolução).

EN

- 1 PURCHASE ORDERS
  - 1.1 All purchase orders are valid only following to Itabox, Lda. written approval. The orders can be partially despatched and the applicable selling prices as the applicable General Sales Conditions are the ones valid at the time of the written approval.
  - 1.2 Purchase order cancellation. No purchase order can be cancelled without prior approval from Itabox, Lda., the latest is anyhow entitled to charge the expenses and the costs arising from any cancellation.
- 2 DELIVERY DEADLINES
 

The delivery deadlines for special orders are x days. For standard orders are y days. Delivery deadlines agreed outsider these conditions must be specified in writing and subject to the approval of the Commercial Department.
- 3 PRICES
  - 3.1 The prices quoted in the price list are not binding and are valid for "Ex-Works" (Intercoms 1990) deliveries. When the goods are sold on DDT (Intercoms 1990) terms the transport costs will be charged in the commercial invoice.
  - 3.2 The prices in the price list do not includes IVA and can be modified at short notice.
- 4 PAYMENT TERMS
 

Payments are those listed in the commercial invoice, when not otherwise adreed. In case of total or partial delay payment Itabox, Lda. is entitled to charge with 4% interests per each month, and can interrupt all deliveries.
- 5 PAYMENT CONDITIONS
 

2% financial prompt cash.
- 6 PACKAGING
 

The item prices are inclusiv of the packaging. Wooden boxes or pallets, which eventually are necessary for a major goods safety in handling, will be charged at the cost.
- 7 TRANSPORT AND COMPLAINT
 

The goods transportation risks are pertaining to the buyer also in case the goods are transported by means of our own vehicles. The consignee is asked to check the goods when delivered and claim any discrepancy at the time of the delivery. Claims are considered valid only when communicated by means of a registered letter within 8 working days from the date of the delivery.
- 8 GUARANTEE
  - 8.1 The shower enclosures and the pertinent accessories are guaranteed for two years, except for the tempered glasses.
  - 8.2 ITALBOX, LDA. is entitled to implement any change two its own items, which will be evaluated appropriate or necessary for technical and/or commercial reasons.
- 9 GENERAL SALES CONDITIONS
 

The general sales conditions are considered fully accept following to the purchase order issue. When the context otherwise requires reference is made to the Portugal Civil Code. For any dispute, controversy or claim arising out of relating to these sales conditions shall be finally settled by the competent Court in Águeda (Portugal).
- 10 ANULATIONS
 

Anulations of orders only are accepted 24 hours after the receipt of the email of the order confirmation sent by ITALBOX.
- 11 DEVOLUTIONS
 

We do not accept any devolution that have not been previously authorized by Itabox, Lda or does not have any document justifying the causes and the decision ( Devolution Authorization).

FR

- 1 COMMANDES
  - 1.1 Tous les bons de commande sont valables suite á confirmation écrite d'ITALBOX LDA. Les commandes peuvent être partiellement exécutées, le prix de vente ainsi que les conditions générales de vente en vigueur sont celles qui ont été l'approuvé par écrit.
  - 1.2 Annulation d'un bon de commande. Aucun bon de commande peut être annulé sans l'accord préalable de ITALBOX LDA; celle-ci facturât tous les frais et les coûts résultant de toute annulation.
- 2 DÉLAIS DE LIVRAISON
 

Les délais de livraison pour des commandes spéciales sont de x jours, pour les commandes de produit standard sont y jours. Les dates de livraison accordées en dehors de ces conditions doivent être précisées par écrit et sous réserve de l' approbation de la part du Département Commercial.
- 3 PRIX
  - 3.1 Les prix indiqués dans la liste de prix sont valables pour livraison Départ Usine (incoterms 1990) les frais de transport seront spécifié sur la facture commerciale.
  - 3.2 Les prix mentionné de ce tarif sont hors TVA et peuvent être altérées sans information anticipé.
- 4 MODALITÉ DE PAIEMENT
 

Les paiements sont celles qui sont énumérées dans la facture commerciale, lorsqu'ils ne sont pas convenues autrement. En cas de retard total ou partiel de paiement ITALBOX LDA est en droit de facturer des intérêts de 4% chaque mois et peut interrompre toutes les livraisons.
- 5 CONDITIONS DE PAIEMENT
 

Paiement anticipé avec 2% de remise financier.
- 6 EMBALLAGE
 

Le prix des articles inclut l'emballage. Les caisses en bois ou des palettes, qui sont finalement nécessaires pour une sécurité importante dans la remise des marchandises, seront facturés au coût.
- 7 TRANSPORT ET RECLAMATIOS
 

Les risques de transport de marchandises sont supportes par l'acheteur. Le destinataire est invité à vérifier la marchandise lors du déchargement et réclamer toute anomalie au moment de la livraison. Les réclamations sont considérées valables que lorsqu'ils ont été communiqués par une lettre recommandée dans les 8 jours ouvrables à compter de la date de la livraison.
- 8 GARANTIE
  - 8.1 Les cabines de douche et les respectives accessoires ont une garantie de deux ans, à l'exception des verres trempés.
  - 8.2 ITALBOX á le droit de implémenter des altérations dans ces conditions que soit considéré approprié ou nécessaires pour raisons techniques ou commerciales.
- 9 CONDITIONS GÉNÉRALES DE VENTE
 

Les conditions générales de vente sont considérés acceptées lors du bon de commande. Si nécessaire sera fait une référence au Code civil du Portugal. En cas de litige, l'exportateur et l'acheteur doivent se soumettre á l'a juridiction du tribunal compétent de Águeda (Portugal).
- 10 ANNULATIONS
 

Ils ne sont acceptées que les annulations de commandes 24 heures après avoir reçu la confirmation de commandes de chez ITALBOX - envoyer par email.
- 11 DÉVOLUTIONS
 

On accepte aucune dévolution qui ne soit été préalablement autorisées par Itabox, Lda et qui ne soit pas accompagnés, dans nos installations, par un document justifiant les causes et la décision (autorisation de dévolution).

FICHA Nº: \_\_\_\_\_

**IDENTIFICAÇÃO**

NOME: \_\_\_\_\_  
ENDEREÇO: \_\_\_\_\_  
LOCALIDADE: \_\_\_\_\_  
EMAIL: \_\_\_\_\_ TELEF.: \_\_\_\_\_  
ENC. / REF. nº: \_\_\_\_\_  
CLIENTE: \_\_\_\_\_  
DATA: \_\_\_\_\_ TÉCNICO QUE REALIZOU A AFERIÇÃO: \_\_\_\_\_

MODELO: \_\_\_\_\_ | LADO:  DIREITO  ESQUERDO | QUANTIDADE: \_\_\_\_\_

PERFIS:	<input type="checkbox"/> CROMADO	PAINÉIS:	<input type="checkbox"/> VIDRO TRANSPARENTE	
	<input type="checkbox"/> METALIZADO		<input type="checkbox"/> VIDRO FOSCADO	<input type="checkbox"/> TOTAL
	<input type="checkbox"/> BRANCO		<input type="checkbox"/> SERIGRAFIA:	
	<input type="checkbox"/> PRETO		<input type="checkbox"/> IMPRESSÃO DIGITAL:	

**CARACTERÍSTICAS:**

ALTURA: STANDARD  ESPECIAL   
ALTURA: \_\_\_\_\_  
LARGURA: \_\_\_\_\_  
PROFUNDIDADE: \_\_\_\_\_

LATERAL: NÃO  SIM   
DIMENSÕES: \_\_\_\_\_  
MONTAGEM: NÃO  SIM   
ZONA: \_\_\_\_\_


BASE: NORMAL   
REBAIXO   
COTA ZERO

BANHEIRA:

**CLIENTE INFORMADO DE:**

NÍVEIS DE ESTANQUICIDADE  TRATAMENTO ANTICALCÁRIO  VALIDADE DOS ORÇAMENTOS  30 dias  
(no caso de haver orçamento)

**CROQUI:**



\* OBRIGATÓRIO REGISTO FOTOGRÁFICO

CLIENTE

(APROVAÇÃO CONFORME DESCRITO)

**ITALBOX®**

Z.I Norte / Sul 1319 Barrô, Apd.153  
3750 - 353 Barrô, Portugal

italbox@italbox.pt  
www.italbox.pt

tel. (+351) 234 610 200  
fax (+351) 234 610 209

[www.italbox.pt](http://www.italbox.pt)





**ITALBOX<sup>®</sup>**

[www.italbox.pt](http://www.italbox.pt)